

*(Convenience Translation of Financial Statements and Related Disclosures and Footnotes Originally Issued in Turkish, See Note 2.1.1)*

# **VHV Reasürans Anonim Şirketi**

**Interim Financial Statements as of June 30, 2020  
together with the Independent Auditors' Review Report**

## Report on Review of Interim Financial Statements

To the Board of Directors of VHV Reasürans Anonim Şirketi,

### Introduction

We have reviewed the accompanying interim statement of financial position of VHV Reasürans Anonim Şirketi ("the Company") as of June 30, 2020 and the interim statement of profit or loss and other comprehensive income, statement of changes in equity and the statement cash flows for the six-month period then ended, and a summary of significant accounting policies and other explanatory notes. The Company management is responsible for the preparation and fair presentation of these interim financial statements in accordance with the prevailing accounting principles and standards as per the insurance legislation and Turkish Financial Reporting Standards for the matters not regulated by insurance legislation; "Insurance Accounting and Financial Reporting Legislation" Our responsibility is to express a conclusion on these interim financial statements based on our review.

### Scope of Review

We conducted our review in accordance with the Standard on Review Engagements (SRE) 2410 "Review of Interim Financial Information Performed by the Independent Auditor of the Entity". A review of interim financial information consists of making inquiries, primarily of persons responsible for financial and accounting matters, and applying analytical and other review procedures. A review of interim financial information is substantially less in scope than an audit conducted in accordance with Independent Auditing Standards and the objective of which is to express an opinion on the financial statements. Consequently, a review of the interim financial information does not provide assurance that the audit firm will be aware of all significant matters that might be identified in an audit. Accordingly, we do not express an audit opinion.

### Conclusion

Based on our review, nothing has come to our attention that causes us to believe that the accompanying interim financial statements do not present fairly, in all material respects, the financial position of the Company as at June 30, 2020, and of its financial performance and its cash flows for the six-month period then ended in accordance with the prevailing accounting principles and standards set out by the Insurance Accounting and Financial Reporting Legislation.

Güney Bağımsız Denetim ve Serbest Muhasebeci Mali Müşavirlik Anonim Şirketi  
A member firm of Ernst & Young Global Limited




Seda Akkuş Teçer, SMMM  
Partner

August 19, 2020  
Istanbul, Turkey

CONVENIENCE TRANSLATION OF THE COMPANY'S REPRESENTATION ON THE  
FINANCIAL STATEMENT PREPARED AS OF JUNE 30, 2020

We confirm that the financial statements and related disclosures and footnotes as at June 30, 2020 which were prepared in accordance with the accounting principles and standards in force as per the regulations of T.C. Hazine ve Maliye Bakanlığı are in compliance with the "Code Related to the Financial Reporting of Insurance, Reinsurance and Private Pension Companies" and the financial records of our Company.


Istanbul, August 19, 2020




Maximilian G.F. Stahl  
Member of the Board of Directors  
CEO



Gülen Özaktürk  
Member of the Board of Directors  
CFO



Fatih Ağacık  
Member of the Board of Directors  
CUO



Orhun Emre Çelik  
Actuary (Registration No:40)

ASSETS			
	Notes	Reviewed Current Period June 30, 2020	Audited Prior Period December 31, 2019
<b>I- Current Assets</b>			
<b>A- Cash and Cash Equivalents</b>	<b>4.2,14</b>	<b>121.136.221</b>	<b>117.047.109</b>
1- Cash		-	-
2- Cheques Received		-	-
3- Banks	4.2,14	121.136.221	117.047.109
4- Cheques Given and Payment Orders		-	-
5- Bank Guaranteed Credit Card Receivables With Maturity Less Than Three Months		-	-
6- Other Cash and Cash Equivalents		-	-
<b>B- Financial Assets and Financial Investments with Risks on Policyholders</b>		-	-
1- Available-for-Sale Financial Assets		-	-
2- Held to Maturity Investments		-	-
3- Financial Assets Held for Trading		-	-
4- Loans and Receivables		-	-
5- Provision for Loans and Receivables		-	-
6- Financial Investments with Risks on Saving Life Policyholders		-	-
7- Company's Own Equity Shares		-	-
8- Diminution in Value of Financial Investments		-	-
<b>C- Receivables from Main Operations</b>	<b>4.2,12</b>	<b>139.259.919</b>	<b>83.743.266</b>
1- Receivables from Insurance Operations		-	-
2- Provision for Receivables from Insurance Operations		-	-
3- Receivables from Reinsurance Operations	4.2,12	139.259.919	83.743.266
4- Provision for Receivables from Reinsurance Operations		-	-
5- Cash Deposited to Insurance and Reinsurance Companies		-	-
6- Loans to the Policyholders		-	-
7- Provision for Loans to the Policyholders		-	-
8- Receivables from Individual Pension Operations		-	-
9- Doubtful Receivables from Main Operations		-	-
10- Provision for Doubtful Receivables from Main Operations		-	-
<b>D- Due from Related Parties</b>		<b>113.471</b>	-
1- Due from Shareholders		-	-
2- Due from Associates		-	-
3- Due from Subsidiaries		-	-
4- Due from Joint Ventures		-	-
5- Due from Personnel		-	-
6- Due from Other Related Parties	45	113.471	-
7- Rediscount on Receivables from Related Parties		-	-
8- Doubtful Receivables from Related Parties		-	-
9- Provision for Doubtful Receivables from Related Parties		-	-
<b>E- Other Receivables</b>	<b>4.2,12</b>	<b>330.260</b>	<b>125.695</b>
1- Finance Lease Receivables		-	-
2- Unearned Finance Lease Interest Income		-	-
3- Deposits and Guarantees Given	4.2,12	133.498	49.514
4- Other Miscellaneous Receivables	4.2,12	196.762	76.181
5- Rediscount on Other Miscellaneous Receivables		-	-
6- Other Doubtful Receivables		-	-
7- Provision for Other Doubtful Receivables		-	-
<b>F- Prepaid Expenses and Income Accruals</b>		<b>10.966.715</b>	<b>6.516.859</b>
1- Deferred Acquisition Costs	17	10.662.546	6.041.336
2- Accrued Interest and Rent Income		-	-
3- Income Accruals	4.2,45	-	233.356
4- Other Prepaid Expenses	4.2	304.169	242.167
<b>G- Other Current Assets</b>	<b>4.2,12</b>	<b>36.777</b>	<b>3.495.697</b>
1- Stocks to be Used in the Following Months		-	-
2- Prepaid Taxes and Funds	19	-	3.471.474
3- Deferred Tax Assets		-	-
4- Job Advances	12	36.777	24.223
5- Advances Given to Personnel		-	-
6- Inventory Count Differences		-	-
7- Other Miscellaneous Current Assets		-	-
8- Provision for Other Current Assets		-	-
<b>I- Total Current Assets</b>		<b>271.843.363</b>	<b>210.928.626</b>

The accompanying notes are an integral part of these financial statements.

ASSETS			
II- Non-Current Assets	Notes	Reviewed Current Period June 30, 2019	Audited Prior Period December 31, 2018
<b>A- Receivables from Main Operations</b>		-	-
1- Receivables from Insurance Operations		-	-
2- Provision for Receivables from Insurance Operations		-	-
3- Receivables from Reinsurance Operations		-	-
4- Provision for Receivables from Reinsurance Operations		-	-
5- Cash Deposited for Insurance and Reinsurance Companies		-	-
6- Loans to the Policyholders		-	-
7- Provision for Loans to the Policyholders		-	-
8- Receivables from Individual Pension Business		-	-
9- Doubtful Receivables from Main Operations		-	-
10- Provision for Doubtful Receivables from Main Operations		-	-
<b>B- Due from Related Parties</b>		-	-
1- Due from Shareholders		-	-
2- Due from Associates		-	-
3- Due from Subsidiaries		-	-
4- Due from Joint Ventures		-	-
5- Due from Personnel		-	-
6- Due from Other Related Parties		-	-
7- Rediscount on Receivables from Related Parties		-	-
8- Doubtful Receivables from Related Parties		-	-
9- Provision for Doubtful Receivables from Related Parties		-	-
<b>C- Other Receivables</b>		-	-
1- Finance Lease Receivables		-	-
2- Unearned Finance Lease Interest Income		-	-
3- Deposits and Guarantees Given		-	-
4- Other Miscellaneous Receivables		-	-
5- Rediscount on Other Miscellaneous Receivables		-	-
6- Other Doubtful Receivables		-	-
7- Provision for Other Doubtful Receivables		-	-
<b>D- Financial Assets</b>		-	-
1- Investments in Equity Shares		-	-
2- Investments in Associates		-	-
3- Capital Commitments to Associates		-	-
4- Investments in Subsidiaries		-	-
5- Capital Commitments to Subsidiaries		-	-
6- Investments in Joint Ventures		-	-
7- Capital Commitments to Joint Ventures		-	-
8- Financial Assets and Financial Investments with Risks on Policyholders		-	-
9- Other Financial Assets		-	-
10- Impairment in Value of Financial Assets		-	-
<b>E- Tangible Assets</b>	6	2.572.560	1.507.260
1- Investment Property		-	-
2- Impairment on Investment Property		-	-
3- Owner Occupied Property		-	-
4- Machinery and Equipments		-	-
5- Furniture and Fixtures	6	606.163	591.507
6- Motor Vehicles		-	-
7- Other Tangible Assets (Including Leasehold Improvements)	6	175.315	175.315
8- Tangible Assets Acquired Through Finance Leases	6	4.192.500	2.281.460
9- Accumulated Depreciation	6	(2.527.194)	(1.541.022)
10- Advances Paid for Tangible Assets (Including Construction in Progress)	6	125.776	-
<b>F- Intangible Assets</b>	8	1.191.637	1.017.040
1- Rights	8	3.120.874	2.835.157
2- Goodwill		-	-
3- Pre-operating Expenses		-	-
4- Research and Development Costs		-	-
5- Other Intangible Assets		-	-
6- Accumulated Amortization	8	(1.929.237)	(1.818.117)
7- Advances Paid for Intangible Assets		-	-
<b>G-Prepaid Expenses and Income Accruals</b>		-	-
1- Deferred Acquisition Costs		-	-
2- Income Accruals		-	-
3- Other Prepaid Expenses		-	-
<b>H-Other Non-Current Assets</b>	21	555.633	591.883
1- Effective Foreign Currency Accounts		-	-
2- Foreign Currency Accounts		-	-
3- Stocks to be Used in the Following Years		-	-
4- Prepaid Taxes and Funds		-	-
5- Deferred Tax Assets	21	555.633	591.883
6- Other Miscellaneous Non-Current Assets		-	-
7- Amortization on Other Non-Current Assets		-	-
8- Provision for Other Non-Current Assets		-	-
<b>II- Total Non-Current Assets</b>		4.319.830	3.116.183
<b>TOTAL ASSETS</b>		276.163.193	214.044.809

The accompanying notes are an integral part of these financial statements.

<b>LIABILITIES</b>			
<b>III- Short-Term Liabilities</b>	<b>Notes</b>	<b>Reviewed Current Period June 30, 2019</b>	<b>Audited Prior Period December 31, 2018</b>
<b>A- Financial Liabilities</b>	<b>4.2,20</b>	<b>1.613.770</b>	<b>984.102</b>
1- Borrowings from Financial Institutions	4.2,20	19.576	36.977
2- Finance Lease Payables		-	-
3- Deferred Leasing Costs		-	-
4- Current Portion of Long-Term Debts		-	-
5- Principal Installments and Interests on Bonds Issued		-	-
6- Other Financial Assets Issued		-	-
7- Valuation Differences of Other Financial Assets Issued		-	-
8- Other Financial Liabilities	4.2,20	1.594.194	947.125
<b>B- Payables Arising from Main Operations</b>	<b>4.2,19</b>	<b>133.122.364</b>	<b>95.301.048</b>
1- Payables Arising from Insurance Operations		-	-
2- Payables Arising from Reinsurance Operations	4.2,19	133.122.364	95.301.048
3- Cash Deposited by Insurance and Reinsurance Companies		-	-
4- Payables Arising from Individual Pension Business		-	-
5- Payables Arising from Other Main Operations		-	-
6- Discount on Payables from Other Main Operations		-	-
<b>C-Due to Related Parties</b>		-	-
1- Due to Shareholders		-	-
2- Due to Associates		-	-
3- Due to Subsidiaries		-	-
4- Due to Joint Ventures		-	-
5- Due to Personnel		-	-
6- Due to Other Related Parties		-	-
<b>D- Other Payables</b>	<b>4.2,19</b>	<b>903.385</b>	<b>925.936</b>
1- Deposits and Guarantees Received		-	-
2- Payables to Social Security Institution		-	-
3- Other Miscellaneous Payables	4.2,19	903.385	925.936
4- Discount on Other Miscellaneous Payables		-	-
<b>E-Insurance Technical Provisions</b>	<b>17</b>	<b>19.673.557</b>	<b>13.984.449</b>
1- Reserve for Unearned Premiums - Net	17	6.806.133	4.265.634
2- Reserve for Unexpired Risks- Net	2.27,17	600.865	128.164
3- Life Mathematical Provisions - Net		-	-
4- Provision for Outstanding Claims - Net	17	12.266.559	9.590.651
5- Provision for Bonus and Discounts - Net		-	-
6- Other Technical Provisions - Net		-	-
<b>F- Provisions for Taxes and Other Similar Obligations</b>	<b>19</b>	<b>1.038.711</b>	<b>252.405</b>
1- Taxes and Funds Payable	19	260.715	140.855
2- Social Security Premiums Payable	19	140.506	111.550
3- Overdue, Deferred or By Installment Taxes and Other Liabilities		-	-
4- Other Taxes and Similar Payables		-	-
5- Corporate Tax Payable	19	3.452.353	1.795.210
6- Prepaid Taxes and Other Liabilities Regarding Current Period Profit	19	(2.814.863)	(1.795.210)
7- Provisions for Other Taxes and Similar Liabilities		-	-
<b>G- Provisions for Other Risks</b>	<b>23</b>	<b>286.550</b>	<b>1.407.461</b>
1- Provision for Employee Termination Benefits		-	-
2- Provision for Pension Fund Deficits	4.2,23	286.550	180.095
3- Provisions for Costs	23	-	1.227.366
<b>H- Deferred Income and Expense Accruals</b>	<b>19</b>	<b>15.807.133</b>	<b>9.244.723</b>
1- Deferred Commission Income	10,19	15.807.133	9.208.143
2- Expense Accruals		-	36.580
3- Other Deferred Income		-	-
<b>I- Other Short-Term Liabilities</b>		-	-
1- Deferred Tax Liabilities		-	-
2- Inventory Count Differences		-	-
3- Other Various Short Term Liabilities		-	-
<b>III – Total Short-Term Liabilities</b>		<b>172.445.470</b>	<b>122.100.124</b>

The accompanying notes are an integral part of these financial statements.

<b>LIABILITIES</b>			
<b>IV- Long-Term Liabilities</b>	<b>Notes</b>	<b>Reviewed Current Period June 30, 2019</b>	<b>Audited Prior Period December 31, 2018</b>
<b>A- Financial Liabilities</b>	<b>4.2,20</b>	<b>535.923</b>	<b>223.791</b>
1- Borrowings from Financial Institutions		-	-
2- Finance Lease Payables		-	-
3- Deferred Leasing Costs		-	-
4- Bonds Issued		-	-
5- Other Financial Assets Issued		-	-
6- Valuation Differences of Other Financial Assets Issued		-	-
7- Other Financial Liabilities	4.2,20	535.923	223.791
<b>B- Payables Arising from Main Operations</b>		-	-
1- Payables Arising from Insurance Operations		-	-
2- Payables Arising from Reinsurance Operations		-	-
3- Cash Deposited by Insurance and Reinsurance Companies		-	-
4- Payables Arising from Individual Pension Business		-	-
5- Payables Arising from Other Operations		-	-
6- Discount on Payables from Other Operations		-	-
<b>C- Due to Related Parties</b>		-	-
1- Due to Shareholders		-	-
2- Due to Associates		-	-
3- Due to Subsidiaries		-	-
4- Due to Joint Ventures		-	-
5- Due to Personnel		-	-
6- Due to Other Related Parties		-	-
<b>D- Other Payables</b>		-	-
1- Deposits and Guarantees Received		-	-
2- Payables to Social Security Institution		-	-
3- Other Miscellaneous Payables		-	-
4- Discount on Other Miscellaneous Payables		-	-
<b>E-Insurance Technical Provisions</b>	<b>17</b>	<b>1.409.216</b>	<b>971.793</b>
1- Reserve for Unearned Premiums - Net		-	-
2- Reserve for Unexpired Risks - Net		-	-
3- Life Mathematical Provisions - Net		-	-
4- Provision for Outstanding Claims - Net		-	-
5- Provision for Bonus and Discounts - Net		-	-
6- Other Technical Provisions - Net	2.38,17	1.409.216	971.793
<b>F-Other Liabilities and Relevant Accruals</b>		-	-
1- Other Liabilities		-	-
2- Overdue, Deferred or By Installment Taxes and Other Liabilities		-	-
3- Other Liabilities and Expense Accruals		-	-
<b>G- Provisions for Other Risks</b>	<b>23</b>	<b>136.122</b>	<b>91.328</b>
1- Provisions for Employment Termination Benefits	23	136.122	91.328
2- Provisions for Employee Pension Funds Deficits		-	-
<b>H-Deferred Income and Expense Accruals</b>		-	-
1- Deferred Commission Income		-	-
2- Expense Accruals		-	-
3- Other Deferred Income		-	-
<b>I- Other Long-Term Liabilities</b>		-	-
1- Deferred Tax Liabilities		-	-
2- Other Long-Term Liabilities		-	-
<b>IV- Total Long-Term Liabilities</b>		<b>2.081.261</b>	<b>1.286.912</b>

The accompanying notes are an integral part of these financial statements.

<b>SHAREHOLDERS' EQUITY</b>			
	<b>Notes</b>	<b>Reviewed Current Period June 30, 2019</b>	<b>Audited Prior Period December 31, 2018</b>
<b>V- Shareholders' Equity</b>			
<b>A- Paid in Capital</b>		<b>65.955.272</b>	<b>65.955.272</b>
1- (Nominal) Capital	2.13,15	65.955.272	65.955.272
2- Unpaid Capital		-	-
3- Positive Capital Restatement Differences		-	-
4- Negative Capital Restatement Differences		-	-
5- Unregistered Capital		-	-
<b>B- Capital Reserves</b>		<b>-</b>	<b>-</b>
1- Share Premium		-	-
2- Cancellation Profits of Equity Shares		-	-
3- Profit on Asset Sales That Will Be Transferred to Capital		-	-
4- Currency Translation Adjustments		-	-
5- Other Capital Reserves		-	-
<b>C- Profit Reserves</b>	<b>15</b>	<b>2.804.520</b>	<b>2.776.781</b>
1- Legal Reserves	15	2.778.123	2.778.123
2- Statutory Reserves		-	-
3- Extraordinary Reserves		-	-
4- Special Funds		-	-
5- Revaluation of Financial Assets		-	-
6- Other Profit Reserves	15	26.397	(1.342)
<b>D- Retained Earnings</b>		<b>21.925.720</b>	<b>15.814.803</b>
1- Retained Earnings		21.925.720	15.814.803
<b>E- Accumulated Losses</b>		<b>-</b>	<b>-</b>
1- Accumulated Losses		-	-
<b>F-Net Profit/(Loss) for the Period</b>		<b>10.950.950</b>	<b>6.110.917</b>
1- Net Profit for the Year		10.950.950	6.110.917
2- Net Loss for the Year		-	-
3- Net Profit for the Period not Subject to Distribution		-	-
<b>V- Total Equity</b>		<b>101.636.462</b>	<b>90.657.773</b>
<b>TOTAL EQUITY AND LIABILITIES</b>		<b>276.163.193</b>	<b>214.044.809</b>

The accompanying notes are an integral part of these financial statements.



**VHV Reasürans Anonim Şirketi**  
**Statement of Income**  
**For the Six Months Period Ended June 30, 2020**  
(Currency: Turkish Lira (TL))

*Convenience Translation of Financial Statements  
and Related Disclosures and Footnotes  
Originally Issued in Turkish, See Note 2.1.1*

	Note	Reviewed Current Period January 1 – June 30, 2020	Current Period April 1 – June 30, 2020	Reviewed Prior Period January 1 – June 30, 2019	Prior Period April 1 – June 30, 2019
<b>I-TECHNICAL SECTION</b>					
<b>A- Non-Life Technical Income</b>		<b>5.042.547</b>	<b>2.241.934</b>	<b>3.196.295</b>	<b>1.269.384</b>
1- Earned Premiums (Net of Reinsurer Share)	17	5.035.668	2.238.686	3.187.006	1.260.152
1.1- Written Premiums (Net of Reinsurer Share)	17	8.048.868	2.745.239	8.141.845	4.200.589
1.1.1- Written Premiums, gross	17	80.404.511	32.919.257	57.461.876	22.630.748
1.1.2- Written Premiums, ceded	10,17	(72.355.643)	(30.174.018)	(49.320.031)	(18.430.159)
1.1.3- Premiums Transferred to Social Security Institutions		-	-	-	-
1.2- Change in Reserve for Unearned Premiums (Net of Reinsurer Shares and Less the Amounts Carried Forward)	17,29	(2.540.499)	(528.793)	(4.324.451)	(2.906.708)
1.2.1- Reserve for Unearned Premiums, gross	17	(24.102.915)	(3.975.273)	(17.927.061)	(1.949.936)
1.2.2- Reserve for Unearned Premiums, ceded	10,17	21.562.416	3.446.480	13.602.610	(956.772)
1.2.3 – Reserve for Unearned Premiums, Social Security Institution Share		-	-	-	-
1.3- Change in Reserve for Unexpired Risks (Net of Reinsurer Share and Less the Amounts Carried Forward)	17,29	(472.701)	22.240	(630.388)	(33.729)
1.3.1- Reserve for Unexpired Risks, gross	17	(5.643.735)	25.628	(5.877.658)	257.971
1.3.2- Reserve for Unexpired Risks, ceded	10,17	5.171.034	(3.388)	5.247.270	(291.700)
2- Investment Income - Transferred from Non-Technical Section		-	-	-	-
3- Other Technical Income (Net of Reinsurer Share)		-	-	-	-
3.1- Other Technical Income, gross		-	-	-	-
3.2- Other Technical Income, ceded		-	-	-	-
4- Accrued Salvage and Subrogation Income		6.879	3.248	9.289	9.232
<b>B- Non-Life Technical Expense</b>		<b>(6.363.412)</b>	<b>(2.164.424)</b>	<b>(5.746.854)</b>	<b>(3.986.370)</b>
1- Incurred Losses (Net of Reinsurer Share)	17,29	(4.518.254)	(2.172.557)	(3.361.079)	(2.315.799)
1.1- Claims Paid (Net of Reinsurer Share)	17, 29	(1.842.346)	(386.713)	(391.774)	(159.493)
1.1.1- Claims Paid, gross	17, 29	(12.515.728)	(3.511.995)	(3.386.045)	(1.472.883)
1.1.2- Claims Paid, ceded	10,17	10.673.382	3.125.282	2.994.271	1.313.390
1.2- Change in Provisions for Outstanding Claims (Net of Reinsurer Share and Less the Amounts Carried Forward)	17,29	(2.675.908)	(1.785.844)	(2.969.305)	(2.156.306)
1.2.1- Change in Provisions for Outstanding Claims, gross	17	(24.014.971)	(15.407.168)	(27.226.736)	(15.760.697)
1.2.2- Change in Provisions for Outstanding Claims, ceded	10,17	21.339.063	13.621.324	24.257.431	13.604.391
2- Change in Provision for Bonus and Discounts (Net of Reinsurer and Less the Amounts Carried Forward)		-	-	-	-
2.1- Provision for Bonus and Discounts, gross		-	-	-	-
2.2- Provision for Bonus and Discounts, ceded		-	-	-	-
3- Change in Other Technical Reserves (Net of Reinsurer Share and Less the Amounts Carried Forward)	17	(437.423)	(153.783)	(262.031)	(262.031)
4- Operating Expenses	32	(1.407.735)	161.916	(2.123.744)	(1.408.540)
5- Change in Mathematical Provisions (Net of Reinsurer Share and Less the Amounts Carried Forward)		-	-	-	-
5.1- Change in Mathematical Provisions, gross		-	-	-	-
5.2 - Change in Mathematical Provisions, ceded		-	-	-	-
6- Change in Other Technical Provisions (Net of Reinsurer and Less the Amounts Carried Forward)		-	-	-	-
6.1- Change in Other Technical Provisions, gross		-	-	-	-
6.2- Change in Other Technical Provisions, ceded		-	-	-	-
<b>C- Net Technical Income-Non-Life (A – B)</b>		<b>(1.320.865)</b>	<b>77.510</b>	<b>(2.550.559)</b>	<b>(2.716.986)</b>
<b>D- Life Technical Income</b>					
1- Earned Premiums (Net of Reinsurer Share)		-	-	-	-
1.1- Written Premiums (Net of Reinsurer Share)		-	-	-	-
1.1.1- Written Premiums, gross		-	-	-	-
1.1.2- Written Premiums, ceded		-	-	-	-
1.2- Change in Reserve for Unearned Premiums (Net of Reinsurer Shares and Less the Amounts Carried Forward)		-	-	-	-
1.2.1- Reserve for Unearned Premiums, gross		-	-	-	-
1.2.2- Reserve for Unearned Premiums, ceded		-	-	-	-
1.3- Change in Reserve for Unexpired Risks (Net of Reinsurer Share and Less the Amounts Carried Forward)		-	-	-	-
1.3.1- Reserve for Unexpired Risks, gross		-	-	-	-
1.3.2- Reserve for Unexpired Risks, ceded		-	-	-	-
2- Investment Income		-	-	-	-
3- Unrealised Gains on Investments		-	-	-	-
4- Other Technical Income (Net of Reinsurer Share)		-	-	-	-
4.1- Other Technical Income, gross		-	-	-	-
4.2- Other Technical Income, ceded		-	-	-	-
5- Accrued Salvage Income		-	-	-	-

The accompanying notes are an integral part of these financial statements.

**VHV Reasürans Anonim Şirketi**  
**Statement of Income**  
**For the Six Months Period Ended June 30, 2020**  
(Currency: Turkish Lira (TL))

*Convenience Translation of Financial Statements  
and Related Disclosures and Footnotes  
Originally Issued in Turkish, See Note 2.1.1*

	Note	Reviewed Current Period January 1 – June 30, 2020	Current Period April 1 – June 30, 2020	Reviewed Prior Period January 1 – June 30, 2019	Prior Period April 1 – June 30, 2019
<b>I-TECHNICAL SECTION</b>					
<b>E- Life Technical Expense</b>		-	-	-	-
1- Incurred Losses (Net of Reinsurer Share)		-	-	-	-
1.1- Claims Paid (Net of Reinsurer Share)		-	-	-	-
1.1.1- Claims Paid, gross		-	-	-	-
1.1.2- Claims Paid, ceded		-	-	-	-
1.2- Change in Provisions for Outstanding Claims (Net of Reinsurer Share and Less the Amounts Carried Forward)		-	-	-	-
1.2.1- Change in Provisions for Outstanding Claims, gross		-	-	-	-
1.2.2- Change in Provisions for Outstanding Claims, ceded		-	-	-	-
2- Change in Provision for Bonus and Discounts (Net of Reinsurer and Less the Amounts Carried Forward)		-	-	-	-
2.1- Provision for Bonus and Discounts, gross		-	-	-	-
2.2- Provision for Bonus and Discounts, ceded		-	-	-	-
3- Change in Life Mathematical Provisions (Net of Reinsurer Share and Less the Amounts Carried Forward)		-	-	-	-
3.1- Change in Life Mathematical Provisions, gross		-	-	-	-
3.2- Change in Life Mathematical Provisions, ceded		-	-	-	-
4- Change in Other Technical Provisions (Net of Reinsurer and Less the Amounts Carried Forward)		-	-	-	-
5- Operating Expenses		-	-	-	-
6- Investment Expenses		-	-	-	-
7- Unrealized Losses on Investments		-	-	-	-
8- Investment Income Transferred to the Non-Life Technical Section		-	-	-	-
<b>F- Net Technical Income- Life (D – E)</b>		-	-	-	-
<b>G- Pension Business Technical Income</b>		-	-	-	-
1- Fund Management Income		-	-	-	-
2- Management Fee		-	-	-	-
3- Entrance Fee Income		-	-	-	-
4- Management Expense Charge in case of Suspension		-	-	-	-
5- Income from Individual Service Charges		-	-	-	-
6- Increase in Value of Capital Allowances Given as Advance		-	-	-	-
7- Other Technical Expense		-	-	-	-
<b>H- Pension Business Technical Expense</b>		-	-	-	-
1- Fund Management Expense		-	-	-	-
2- Decrease in Value of Capital Allowances Given as Advance		-	-	-	-
3- Operating Expenses		-	-	-	-
4- Other Technical Expenses		-	-	-	-
<b>I- Net Technical Income - Pension Business (G – H)</b>		-	-	-	-

The accompanying notes are an integral part of these financial statements.

**VHV Reasürans Anonim Şirketi**  
**Statement of Income**  
**For the Six Months Period Ended June 30, 2020**  
(Currency: Turkish Lira (TL))

*Convenience Translation of Financial Statements  
and Related Disclosures and Footnotes  
Originally Issued in Turkish, See Note 2.1.1*

	Note	Reviewed Current Period January 1 – June 30, 2020	Current Period April 1 – June 30, 2020	Reviewed Prior Period January 1 – June 30, 2019	Prior Period April 1 – June 30, 2019
<b>II-NON-TECHNICAL SECTION</b>					
<b>C- Net Technical Income – Non-Life (A-B)</b>		<b>(1.320.865)</b>	<b>77.510</b>	<b>(2.550.559)</b>	<b>(2.716.986)</b>
<b>F- Net Technical Income – Life (D-E)</b>		-	-	-	-
<b>I - Net Technical Income – Pension Business (G-H)</b>		-	-	-	-
<b>J- Total Net Technical Income (C+F+I)</b>		<b>(1.320.865)</b>	<b>77.510</b>	<b>(2.550.559)</b>	<b>(2.716.986)</b>
<b>K- Investment Income</b>		<b>717.372.380</b>	<b>317.814.664</b>	<b>284.327.427</b>	<b>119.408.090</b>
1- Income from Financial Assets	4.2	262.057	112.164	935.944	376.697
2- Income from Disposal of Financial Assets		-	-	-	-
3- Valuation of Financial Assets		-	-	-	-
4- Foreign Exchange Gains	4.2	717.110.323	317.702.500	283.391.483	119.031.393
5- Income from Associates		-	-	-	-
6- Income from Subsidiaries and Joint Ventures		-	-	-	-
7- Income from Property, Plant and Equipment		-	-	-	-
8- Income from Derivative Transactions		-	-	-	-
9- Other Investments		-	-	-	-
10- Income Transferred from Life Section		-	-	-	-
<b>L- Investment Expense</b>		<b>(701.347.395)</b>	<b>(310.989.839)</b>	<b>(274.966.661)</b>	<b>(116.245.946)</b>
1- Investment Management Expenses (inc. interest)		32.061	32.061	(187.129)	(183.466)
2- Diminution in Value of Investments		-	-	-	-
3- Loss from Disposal of Financial Assets		-	-	-	-
4- Investment Income Transferred to Non-Life Technical Section		-	-	-	-
5- Loss from Derivative Transactions		-	-	-	-
6- Foreign Exchange Losses	4.2	(700.282.164)	(310.381.160)	(273.909.624)	(115.551.422)
7- Depreciation and Amortisation Expenses	6,8	(1.097.292)	(640.740)	(869.908)	(511.058)
8- Other Investment Expenses		-	-	-	-
<b>M- Income and Expenses From Other and Extraordinary Operation</b>		<b>(300.817)</b>	<b>(1.120.496)</b>	<b>795.280</b>	<b>124.158</b>
1- Provisions	47	(185.923)	(1.108.689)	813.766	141.742
2- Rediscounts		-	53.414	-	-
3- Specified Insurance Accounts		-	-	-	-
4- Monetary Gains and Losses		-	-	-	-
5- Deferred Taxation (Deferred Tax Assets)	35	(29.314)	(89.699)	-	(24.052)
6- Deferred Taxation (Deferred Tax Liabilities)		-	-	(53.380)	(53.380)
7- Other Income		306	182	75.153	75.153
8- Other Expenses and Losses		(133.276)	(23.094)	(40.259)	(15.305)
9- Prior Year's Income		47.390	47.390	-	-
10- Prior Year's Expenses and Losses		-	-	-	-
<b>N- Net Profit for the Period</b>		<b>10.950.950</b>	<b>4.515.982</b>	<b>5.688.446</b>	<b>361.528</b>
1- Profit for the Period		14.403.303	5.781.839	7.605.487	569.316
2- Corporate Tax Provision and Other Fiscal Liabilities	35	(3.452.353)	(1.265.857)	(1.917.041)	(207.788)
3- Net Profit for the Period		10.950.950	4.515.982	5.688.446	361.528
4- Monetary Gains and Losses		-	-	-	-

The accompanying notes are an integral part of these financial statements.

**VHV Reasürans Anonim Şirketi**  
**Statement of Change in Equity**  
**For the Six Months Period Ended June 30, 2020**

(Currency: Turkish Lira (TL))

*Convenience Translation of Financial Statements  
and Related Disclosures and Footnotes  
Originally Issued in Turkish, See Note 2.1.1*

Reviewed Statement of Changes in Equity – June 30, 2019												
	Notes	Share Capital	Treasury Shares	Value Increase in Assets	Inflation Adjustments	Currency Translation Adjustments	Legal Reserves	Statutory Reserves	Other Reserves and Retained Profit	Net Profit for the Period	Retained Earnings /Previous Years' Losses	Total
<b>I – Balance at the end of the previous year – December 31, 2018</b>		65.955.272	-	-	-	-	-	-	-	23.022.748	10.254.384	99.232.404
<b>II- Correction</b>		-	-	-	-	-	-	-	-	-	-	-
<b>III- Restated Balances (January 1, 2019)</b>	15	65.955.272	-	-	-	-	-	-	-	23.022.748	10.254.384	99.232.404
A – Capital increase		-	-	-	-	-	-	-	-	-	-	-
1 –In cash		-	-	-	-	-	-	-	-	-	-	-
2 – From reserves		-	-	-	-	-	-	-	-	-	-	-
B – Purchase of own shares		-	-	-	-	-	-	-	-	-	-	-
C – Gains and losses that are not included in the statement of income		-	-	-	-	-	-	-	15.828	-	-	15.828
D – Change in the value of financial assets		-	-	-	-	-	-	-	-	-	-	-
E – Currency translation adjustments		-	-	-	-	-	-	-	-	-	-	-
F – Other gains and losses		-	-	-	-	-	-	-	-	-	-	-
G – Inflation adjustment differences		-	-	-	-	-	-	-	-	-	-	-
H – Net profit for the year		-	-	-	-	-	-	-	-	5.688.446	-	5.688.446
I – Other reserves and transfers from retained earnings		-	-	-	-	-	-	-	-	(23.022.748)	23.022.748	-
J – Dividends paid		-	-	-	-	-	-	-	-	-	-	-
<b>IV- Balance at the end of the period June 30, 2018</b>	15	65.955.272	-	-	-	-	-	-	15.828	5.688.446	33.277.132	104.936.678
Reviewed Statement of Changes in Equity – June 30, 2020												
	Notes	Share Capital	Treasury Shares	Value Increase in Assets	Inflation Adjustments	Currency Translation Adjustments	Legal Reserves	Statutory Reserves	Other Reserves and Retained Profit	Net Profit for the Period	Retained Earnings /Previous Years' Losses	Total
<b>I – Balance at the end of the previous year – December 31, 2019</b>		65.955.272	-	-	-	-	2.778.123	-	(1.342)	6.110.917	15.814.803	90.657.773
<b>II- Correction</b>		-	-	-	-	-	-	-	-	-	-	-
<b>III- Restated Balances (January 1, 2020)</b>	15	65.955.272	-	-	-	-	2.778.123	-	(1.342)	6.110.917	15.814.803	90.657.773
A – Capital increase		-	-	-	-	-	-	-	-	-	-	-
1 –In cash		-	-	-	-	-	-	-	-	-	-	-
2 – From reserves		-	-	-	-	-	-	-	-	-	-	-
B – Purchase of own shares		-	-	-	-	-	-	-	-	-	-	-
C – Gains and losses that are not included in the statement of income		-	-	-	-	-	-	-	27.739	-	-	27.739
D – Change in the value of financial assets		-	-	-	-	-	-	-	-	-	-	-
E – Currency translation adjustments		-	-	-	-	-	-	-	-	-	-	-
F – Other gains and losses		-	-	-	-	-	-	-	-	-	-	-
G – Inflation adjustment differences		-	-	-	-	-	-	-	-	-	-	-
H – Net profit for the year		-	-	-	-	-	-	-	-	10.950.950	-	10.950.950
I – Other reserves and transfers from retained earnings		-	-	-	-	-	-	-	-	(6.110.917)	6.110.917	-
J – Dividends paid		-	-	-	-	-	-	-	-	-	-	-
<b>IV- Balance at the end of the period June 30, 2019</b>	15	65.955.272	-	-	-	-	2.778.123	-	26.397	10.950.950	21.925.720	101.636.462

The accompanying notes are an integral part of these financial statements.

**VHV Reasürans Anonim Şirketi**  
**Statement of Cash Flows**  
**For the Six Months Period Ended June 30, 2019**  
*(Currency: Turkish Lira (TL))*

*Convenience Translation of Financial Statements  
and Related Disclosures and Footnotes  
Originally Issued in Turkish, See Note 2.1.1*

	Notes	Reviewed January 1 – June 30, 2020	Reviewed January 1 – June 30, 2019
<b>A. Cash flows from operating activities</b>			
1. Cash provided from insurance activities		-	-
2. Cash provided from reinsurance activities		163.204.028	165.405.738
3. Cash provided from pension business		-	-
4. Cash used in insurance activities		-	-
5. Cash used in reinsurance activities		(173.882.563)	(162.053.213)
6. Cash used in pension business		-	-
<b>7. Cash provided from operating activities</b>		<b>(10.678.535)</b>	<b>3.352.525</b>
8. Interest paid		-	-
9. Income taxes paid		656.611	(1.800.866)
10. Other cash inflows		672.303	5.611.633
11. Other cash outflows		(1.998.288)	(4.511.323)
<b>12. Net cash provided from operating activities</b>		<b>(11.347.909)</b>	<b>2.651.969</b>
<b>B. Cash flows from investing activities</b>			-
1. Disposal of tangible assets		-	-
2. Acquisition of tangible assets	6, 8	(426.149)	(122.433)
3. Acquisition of financial assets		-	-
4. Disposal of financial assets		-	-
5. Interests received		310.333	860.805
6. Dividends received		-	-
7. Other cash inflows		15.553.723	7.843.273
8. Other cash outflows		-	(229.982)
<b>9. Net cash provided by investing activities</b>		<b>15.437.907</b>	<b>8.351.663</b>
<b>C. Cash used in financing activities</b>			-
1. Equity shares issued		-	-
2. Cash provided from loans and borrowings		-	-
3. Finance lease payments		-	-
4. Dividends paid		-	-
5. Other cash inflows		-	18.567
6. Other cash outflows		-	-
<b>7. Net cash used in financing activities</b>		-	<b>18.567</b>
<b>D. Impact of currency differences on cash and cash equivalents</b>		47.390	5.702.722
<b>E. Net increase/(decrease) in cash and cash equivalents</b>		<b>4.137.388</b>	<b>16.724.921</b>
<b>F. Cash and cash equivalents at the beginning of the period</b>	<b>14</b>	<b>116.984.610</b>	<b>97.192.305</b>
<b>G. Cash and cash equivalents at the end of the period</b>	<b>14</b>	<b>121.121.998</b>	<b>113.917.226</b>

The accompanying notes are an integral part of these financial statements.

## **1 General Information**

### **1.1 Name of the Company and the ultimate owner of the group**

As at June 30, 2020, the shareholder having direct or indirect control over the shares of VHV Reasürans Anonim Şirketi (“the Company”) is VHV Allgemeine Versicherungen A.G (“VHV Group”) having 100% of the outstanding shares.

### **1.2 The Company’s address and legal structure and address of its registered country and registered office (or, if the Company’s address is different from its registered office, the original location where the Company’s actual operations are performed)**

The Company was registered in Turkey in June 15, 2015 and has the status of ‘Incorporated Company’. The address of the Company’s registered office is Büyükdere Cd. No: 127 Astoria Kuleler B Blok Kat: 11 34394 Esentepe Şişli, İstanbul.

### **1.3 Business of the Company**

The Company was registered on June 15, 2015, reinsurance activity licence was received from Republic of Turkey Ministry of Treasury and Finance and the approval letter dated March 24, 2016, and numbered 38681552-301.02[301.02]/-E.9070. The Company has started reinsurance activities at July 1, 2016.

The Company is primarily engaged in reinsurance and retrocession businesses in domestic and international markets. The Company may make all types of reinsurance and retrospective contracts that are legally incompatible with the Company’s domestic and international transactions and may carry out all kinds of transactions related to these matters.

### **1.4 Description of the main operations of the Company**

The Company conducts its operations in accordance with the Insurance Law No.5684 (the “Insurance Law”) issued in 14 June 2007 dated and 26552 numbered Official Gazette and the communiqués and other regulations in force issued by the Turkish Treasury based on the Insurance Law. The Company operates in insurance branches as mentioned above *Note 1.3 Business of the Company*.

### **1.5 The average number of the personnel during the year in consideration of their categories**

The average number of the personnel during the period in terms of categories is as follows:

	<b>June 30, 2020</b>	<b>June 30, 2019</b>
Top executive	3	3
Personnel	29	27
<b>Total</b>	<b>32</b>	<b>30</b>

### **1.6 Wages and similar benefits provided to the senior management**

For the interim period ended June 30, 2020, wages and similar benefits provided to the senior management including chairman, members of the board of the directors, general manager, general coordinator, and deputy general managers is amounting to TL 776.826 (June 30, 2019: 657.260 TL).

## **1 General Information** (continued)

### **1.7 Keys used in the distribution of investment income and operating expenses (personnel, administrative, research and development, marketing and selling, services rendered from third parties and other operating expenses) in the financial statements**

Procedures and principles related to keys used in the financial statements of the companies are determined in accordance with the January 4, 2008 dated and 2008/1 numbered “Communiqué Related to the Procedures and Principles for the Keys Used in the Financial Statements Being Prepared In Accordance With Insurance Accounting Plan” issued by the Turkish Treasury.

Under the said circular, companies may distribute the operating expenses of the technical department to the insurance departments by the method recommended by the Republic of Turkey Ministry of Treasury and Finance or by the method which approved by Republic of Turkey Ministry of Treasury and Finance. In this context, the Company makes its direct costs directly and externally within the rates determined by taking into consideration the benefit and service expenses and other operating expenses based on the gross written premiums for the first year of operation.

### **1.8 Name or other identity information about the reporting entity and the changes in this information after previous reporting date**

Trade name of the Company	: VHV Reasürans Anonim Şirketi
Registered address of the head office	: Büyükdere Cd. No:127 Astoria Kuleler B Blok Kat:11 34394 Şişli/İstanbul
The web page of the Company	: www.vhvre.com

### **1.9 Subsequent events**

Explanations related to subsequent events are disclosed in Note 46 – *Subsequent events*.

June August January 1 – June 30, 2020 financial statements of the company's Board of directors were approved on August 19, 2020.

## **2 Summary of significant accounting policies**

### **2.1 Basis of preparation**

#### **2.1.1 Information about the principles and the specific accounting policies used in the preparation of the financial statements**

The Company maintains its books of account and prepares its financial statements in accordance with the Turkish Accounting Standards (“TAS”), Turkish Financial Reporting Standards (“TFRS”), and other accounting and financial reporting principles, statements and guidance (collectively “the Reporting Standards”) in accordance with the “Communiqué Related to the Financial Reporting of Insurance, Reinsurance, and Individual Pension Companies” as promulgated by the Turkish Treasury based on Article 18 of the Insurance Law and Article 11 of the The Individual (Personal) Pension Savings and Investment System Law numbered 4632.

According to numbered 4<sup>th</sup> related law of the accounting for the procedures and principles regarding the accounting of insurance contracts, subsidiaries, jointly controlled partnerships and associates and the preparation of financial statements to be announced to the public and explanations and footnotes related also shall be determined by notices to be issued by the Republic of Turkey Ministry of Treasury and Finance.

The “Communiqué on Presentation of Financial Statements” published in the Official Gazette No. 26851 dated April 18, 2008 and numbered 26851 arranges the comparison of the financial statements with the financial statements of the prior periods and other companies along with the format and content of the financial statements.

## **2 Summary of significant accounting policies (continued)**

### **2.1.1 Information about the principles and the specific accounting policies used in the preparation of the financial statements (continued)**

#### **Additional paragraph for convenience translation to English**

The differences between the accounting principles, as described in the preceding paragraphs, and the accounting principles generally accepted in countries, in which the accompanying financial statements are to be distributed, and International Financial Reporting Standards (“IFRS”), may have significant influence on the accompanying financial statements. Accordingly, the accompanying financial statements are not intended to present the financial position and results of operations in accordance with the accounting principles generally accepted in such countries other than Turkey and IFRS.

### **2.1.2 Other accounting policies appropriate for the understanding of the financial statements.**

The company records premiums, commissions and compensation accruals based on notices made to them by insurance and reinsurance companies, and these notices are delayed due to the fact that the sedan companies in question have closed their own accounts; the premiums, compensation and commission accruals written are accounted for in the Company's financial statements with a delay of 3 months. Therefore, the amounts contained in the financial statements for such income statement items consist of the three-month accounting period between 30 September and 31 December 2019 and the quarterly accounting period ended January 1-March 31, 2020, and balance sheet items with direct connection to them do not reflect the actual status as of June 30, 2020 due to this delay. However, in a statement issued by the Turkish Ministry of Treasury and Finance on November 8, 2019 and company no. 38681552-111.01-E.480979, it is stated that it is not a problem to account and report the accruals of premiums, commissions and compensation within the framework of the latest information provided that the company's account summaries are provided in financial reports, subject to the delayed arrival of the company's account summaries.

Information regarding other accounting policies is disclosed above in Note 2.1.1 - *Information about the principles and the special accounting policies used in the preparation of the financial statements*” and each under its own caption in the following sections of this report.

### **2.1.3 Current and presentation currency**

The accompanying financial statements are presented in TL, which is the Company's functional currency.

### **2.1.4 Rounding scale of the amounts presented in the financial statements**

Financial information presented in TL, has been rounded to the nearest TL values.

### **2.1.5 Basis of measurement used in the preparation of the financial statements**

The accompanying financial statements are prepared on the historical cost basis.

### **2.1.6 Accounting policies, changes in accounting estimates and errors**

If changes of accounting estimations are related to only one period, it is applied on current period which is change made. If it's related to future period, it is applied rewardingly on future period. No changes were made on accounting estimation during current period.

Significant changes in accounting policies and identified significant accounting errors are applied retrospectively and previous period of financial statements are restated. In current period, there have been no changes in accounting policies and no significant accounting errors identified.

Critical accounting judgements used in applying the Company's accounting policies are explained in 3 – *Critical accounting estimates and judgments in applying accounting policies*.

## **2.2 Consolidation**

None (December 31, 2019: None).



### **2.3 Segment Reporting**

An operating segment is a component of the Company that engages in business activities from which it may earn revenues and incur expenses, including revenues and expenses that relate to transactions with any of the Company's other components, whose operating results are reviewed regularly by the Board of Directors (being chief operating decision maker) to make decisions about resources allocated to each segment and assess its performance, and for which discrete financial information is available. As at June 30, 2020, the Company operates in non-life branches and is not required to present segment reporting since its debt or equity instruments are not traded in a public market.

### **2.4 Foreign currency transactions**

Transactions are recorded in TL, which is the Company's functional currency. Transactions in foreign currencies are recorded at the rates ruling at the dates of the transactions. Monetary assets and liabilities denominated in foreign currencies are translated at the rate of exchange ruling at the reporting date and all exchange differences, except for those arising on the translation of the fair value change of available-for-sale financial assets, are offset and are recognized as foreign exchange gains or losses.

## **2 Summary of significant accounting policies (continued)**

### **2.5 Tangible assets**

Tangible assets are recorded at cost. Depreciation on tangible assets is calculated using straight-line method to allocate their cost or revalued amounts over their estimated useful lives.

Gains/losses arising from the disposal of the tangible assets are calculated as the difference between the net carrying value and the proceeds from the disposal of related tangible assets and reflected to the statement of income of the related period.

Maintenance and repair costs incurred in the ordinary course of the business are recorded as expense.

There are not any pledges, mortgages and other encumbrances on tangible fixed assets.

There are not any changes in accounting estimates that have significant effect on the current period or that are expected to have significant effect on the following periods.

Depreciation is recognized in profit or loss on a straight-line basis over the estimated useful lives of each part of an item of tangible assets since this most closely reflects the expected pattern of consumption of the future economic benefits embodied in the asset. Depreciation rates and estimated useful lives are as follows:

<b>Tangible assets</b>	<b>Estimated useful lives (years)</b>	<b>Depreciation rates (%)</b>
Machinery and equipment	5-10	10-20
Other tangible assets	5-10	10-20

### **2.6 Investment property**

As at June 30, 2020, the Company has not any investment property as of the reporting date (December 31, 2019: None).

### **2.7 Intangible assets**

Intangible assets are recorded at cost in compliance with “TAS 38 – Accounting for intangible assets”.

#### *Intangible assets acquired*

Intangible assets acquired separately are reported at cost less accumulated amortization and accumulated impairment losses. Amortization is charged on a straight-line basis over their estimated useful lives (5 years). Estimated useful life and amortization method are reviewed at the end of each annual reporting period, with the effect of any changes in estimate being accounted for on a prospective basis.

#### *Computer software*

Acquired computer software licences are capitalized on the basis of the costs incurred from the date of acquisition to the date to bring the specific software in use. These costs are amortized over their estimated useful lives (5 years).

Costs associated with developing or maintaining computer software programmes are recognized as expense as incurred. Costs that are directly associated with the development of identifiable and unique software products that are controlled by the Company and will probably provide more economic benefits than costs for more than one year are recognized as intangible assets. Costs include software development employee costs and an appropriate portion of relevant overheads. Computer software development costs, which are considered to be fixed assets, are amortized over their useful lives (not exceeding 3 years).

## **2 Summary of significant accounting policies (continued)**

### **2.8 Financial assets**

A financial asset is any asset that is cash, an equity instrument of another entity, a contractual right to receive cash or another financial asset from another entity; or to exchange financial assets or financial liabilities with another entity under conditions that are potentially favourable to the entity.

Financial assets are classified in four categories; as financial assets held for trading, available-for-sale financial assets, held to maturity financial assets, and loans and receivables.

*Loans and receivables* are non-derivative financial assets with fixed or determinable payments that are not quoted in an active market. They arise when the Company provides money, goods or services directly to a debtor with no intention of trading the receivable. Loans and receivables those are not interest earning are measured by discounting of future cash flows less impairment losses, and interest earning loans and receivables are measured at amortized cost less impairment losses.

A financial asset is derecognized when the control over the contractual rights that comprise that asset is lost. This occurs when the rights are realized, expire or are surrendered.

“Cash and cash equivalents” based for preparing statement of cash flow are; the Company’s free use or unblocked cash, received checks, other cash and cash equivalents and demand deposits with time deposits original maturities less than three months and financial investments.

As of the June 30, 2020 and December 31, 2019, the Company has not any trading, held to maturity and available for sale financial assets.

### **2.9 Impairment on assets**

#### **Impairment on financial assets**

Financial assets or group of financial assets are reviewed at each balance sheet date to determine whether there is objective evidence of impairment. If any such indication exists, the Company estimates the amount of impairment. Impairment loss incurs if, and only if, there is objective evidence that the expected future cash flows of financial asset or group of financial assets are adversely affected by an event(s) (“loss event(s)”) incurred subsequent to recognition. The losses expected to incur due to future events are not recognized even if the probability of loss is high.

Loans and receivables are presented net of specific allowances for uncollectibility. Specific allowances are made against the carrying amounts of loans and receivables that are identified as being impaired based on regular reviews of outstanding balances to reduce these loans and receivable to their recoverable amounts. The recoverable amount of an equity instrument is its fair value. The recoverable amount of debt instruments and purchased loans measured to fair value is calculated as the present value of the expected future cash flows discounted at the current market rate of interest.

An impairment loss is reversed if the reversal can be related objectively to an event occurring after the impairment loss was recognized. For financial assets measured at amortized cost and available-for-sale financial assets that are debt securities, the reversal is recognized in the statement of income. For available-for-sale financial assets that are equity securities, the reversal is recognized directly in equity.

#### **Impairment on tangible and intangible assets**

On each balance sheet date, the Company evaluates whether there is an indication of impairment of fixed assets. If there is an objective evidence of impairment, the asset’s recoverable amount is estimated in accordance with the “TAS 36 – Impairment of Assets” and if the recoverable amount is less than the carrying value of the related asset, a provision for impairment loss is made.

Provision expenses of the year are detailed in *Note 47*.

## **2 Summary of significant accounting policies (continued)**

### **2.10 Derivative financial instruments**

As of the reporting date, the Company has not any derivative financial instruments (December 31, 2019: None).

### **2.11 Offsetting of financial assets**

Financial assets and liabilities are offset and the net amount is presented in the balance sheet when, and only when, the Company has a legal right to offset the amounts and intends either to settle on a net basis or to realize the asset and settle the liability simultaneously.

Income and expenses are presented on a net basis only when permitted by the Reporting Standards, or for gains and losses arising from a group of transactions resulting from the Company's similar activities like trading transactions.

### **2.12 Cash and cash equivalents**

Cash and cash equivalents, which is the basis for the preparation of the statement of cash flows includes cash on hand, cheques received, other cash and cash equivalents, demand deposits and time deposits at banks having an original maturity less than 3 months which are ready to be used by the Company or not blocked for any other purpose.

### **2.13 Capital**

The shareholder having direct or indirect control over the shares of the Company is VHV Allgemeine Versicherungen A.G. ("VHV Group") by having 100% of the outstanding shares of the Company. As at June 30, 2020 and December 31, 2019, the share capital and ownership structure of the Company are as follows:

<b>Name</b>	<b>June 30, 2020</b>		<b>December 31, 2019</b>	
	<b>Shareholding amount (TL)</b>	<b>Shareholding rate (%)</b>	<b>Shareholding amount (TL)</b>	<b>Shareholding rate (%)</b>
VHV Allgemeine Versicherungen A.G.	65.955.272	100,00	65.955.272	100,00
<b>Paid in capital</b>	<b>65.955.272</b>	<b>100,00</b>	<b>65.955.272</b>	<b>100,00</b>

#### **Sources of the capital increases during the year**

None.

#### **Privileges on common shares representing share capital**

There are not any privileges on common shares representing share capital.

#### **Registered capital system in the Company**

None.

#### **Repurchased own shares by the Company**

None.

## **2 Summary of significant accounting policies (continued)**

### **2.14 Insurance and investment contracts - classification**

An insurance contract is a contract under which the Company accepts significant insurance risk from another party (the policyholder) by agreeing to compensate the policyholder if a specified uncertain future event (the insured event) adversely affects the policyholder. Insurance risk covers all risk except for financial risks. All premiums have been received within the coverage of insurance contracts recognized as revenue under the account caption "written premiums".

Investment contracts are those contracts which transfer financial risk with no significant insurance risk. Financial risk is the risk of a possible future change in a specified interest rate, financial instrument price, commodity price, foreign exchange rate, index of prices or rates, credit rating or credit index or other variable, provided, that it is not specific to a party to the contract, in the case of a non-financial variable.

The Company acts as a reinsurer when writing insurance from an insurance company (cedent) on the basis of reinsurance contracts and cedes insurance business to another retrocessionaire (the retrocedant) on the basis of retrocession contracts. As at the reporting date, the Company does not have a contract which is classified as an investment contract.

### **2.15 Insurance contracts and investment contracts with discretionary participation feature**

Discretionary participation feature ("DPF") within insurance contracts and investment contracts is the right to have following benefits in addition to the guaranteed benefits.

- (i) that are likely to comprise a significant portion of the total contractual benefits;
- (ii) whose amount or timing is contractually at the discretion of the Issuer; and
- (iii) that are contractually based on:
  - (1) the performance of a specified pool of contracts or a specified type of contract;
  - (2) realized and/or unrealized investments returns on a specified pool of assets held by the Issuer;
  - (3) the profit or loss of the Company, Fund or other entity that issues the contract

As of balance sheet date, the Company does not have any insurance or investment contracts that contain a DPF.

### **2.16 Investment contracts without discretionary participation feature**

As of the reporting date, the Company does not have any insurance contracts and investment contracts without discretionary participation feature.

### **2.17 Liabilities**

*Financial liability* is any liability that is a contractual obligation to deliver cash or another financial asset to another entity. Financial liabilities of the Company are measured at their discounted values. A financial liability is derecognized when it is extinguished.

## **2 Summary of significant accounting policies (continued)**

### **2.18 Taxes**

#### **Income Taxes**

Corporate income is subject to corporate tax at 20% in Turkey to be effective from January 1, 2006. However, according to the Article 91 of the Law numbered 7061 “Legislation on Amendment of Certain Tax Legislation and Other Certain Legislation” which was published on the Official Gazette numbered 30261 on 5 December 2017 and according to the provisional clause 10 added to the Corporate Tax Law numbered 5520; corporate tax rate for the taxation periods of 2018, 2019 and 2020 is amended to 22%, which would later be applied as 20% at the end of these periods. During these periods, Council of Ministers is entitled to decrease the corporate tax rate of 22% to 20%.

Dividends paid to the resident institutions and the institutions working through local offices or representatives are not subject to withholding tax. The withholding tax rate on the dividend payments other than the ones paid to the non-resident institutions generating income in Turkey through their operations or permanent representatives and the resident institutions is 15%. In applying the withholding tax rates on dividend payments to the non-resident institutions and the individuals, the withholding tax rates covered in the related Double Tax Treaty Agreements are taken into account. Appropriation of the retained earnings to capital is not considered as profit distribution and therefore is not subject to withholding tax.

The prepaid taxes are calculated and paid at the rates valid for the earnings of the related years. The payments can be deducted from the annual corporate tax calculated for the whole year earnings.

In accordance with the tax legislation, tax losses can be carried forward to offset against future taxable income for up to five years. Tax losses cannot be carried back to offset profits from previous periods. As at June 30, 2020 the Company does not have deductible tax losses (December 31, 2019: None).

#### **Corporate Tax**

In Turkey, there is not any procedure for a final and definite agreement on tax assessments. Companies file their tax returns with their tax offices by the end of 25<sup>th</sup> of the fourth month following the close of the accounting period to which they relate. Tax returns are open for five years from the beginning of the year that follows the date of filing during which time the tax authorities have the right to audit tax returns, and the related accounting records on which they are based, and may issue re-assessments based on their findings.

#### **Deferred tax**

In accordance with TAS 12 – *Income taxes*, deferred tax assets and liabilities are recognized on all taxable temporary differences arising between the carrying values of assets and liabilities in the financial statements and their corresponding balances considered in the calculation of the tax base, except for the differences not deductible for tax purposes and initial recognition of assets and liabilities which affect neither accounting nor taxable profit.

The deferred tax assets and liabilities are reported as net in the financial statements if, and only if, the Company has a legally enforceable right to set off current tax assets against current tax liabilities and the deferred tax assets and deferred tax liabilities relate to income taxes levied by the same taxation authority on either the same taxable entity.

In case where gains/losses resulting from the subsequent measurement of the assets are recognized in the statement of income, then the related current and/or deferred tax effects are also recognized in the statement of income. On the other hand, if such gains/losses are recognized as an item under equity, then the related current and/or deferred tax effects are also recognized directly in the equity.

Since the tax rate effective for 3 years has changed from 22% as of January 1, 2018, as of June 30, 2019, 22% tax rate is used for temporary differences that are expected to be realized / closed within 3 years (2018, 2019 and 2020). However, since the applicable corporate tax rate for the period after 2020 is 20%, 20% tax rate is used for the valid differences that are expected to occur / close after 2020.

## **2 Summary of significant accounting policies (continued)**

### **2.18 Taxes (continued)**

#### **Transfer pricing**

In Turkey, the transfer pricing provisions have been stated under the Article 13 of Corporate Tax Law with the heading of “disguised profit distribution via transfer pricing”. The General Communiqué on disguised profit distribution via Transfer Pricing, dated November 18, 2007 sets details about implementation.

If a taxpayer enters into transactions regarding sale or purchase of goods and services with related parties, where the prices are not set in accordance with arm’s length principle, then related profits are considered to be distributed in a disguised manner through transfer pricing. Such disguised profit distributions through transfer pricing are not accepted as tax deductible for corporate income tax purposes.

### **2.19 Employee benefits**

#### **Pension and other post-retirement obligations**

In accordance with existing Turkish Labour Law, the Company is required to make lump-sum termination indemnities to each employee who has completed one year of service with the Company and whose employment is terminated due to retirement or for reasons other than resignation or misconduct. The computation of the liability is based upon the retirement pay ceiling announced by the Government. The applicable ceiling amount as at June 30, 2020 is TL 7.177 (December 31, 2019: TL 6.018).

The Company accounted for employee severance indemnities using actuarial method in compliance with the TAS 19 – *Employee Benefits*. After the revision of TAS 19, as the amount of actuarial gain and loss are presented under the other profit reserves, which were previously shown under the income statement. The major actuarial assumptions used in the calculation of the total liability as at June 30, 2019 and December 31, 2019 are as follows:

	<b>June 30, 2020</b>	<b>December 31, 2019</b>
Discount rate	%4,09	%4,09
Expected rate of salary/limit increase	%13,00	%14,50
Estimated employee turnover rate	%5,00	%6,02

The above expected rate of salary/limit increase is determined according to the annual inflation expectations of the government.

#### **Other benefits**

The Company has provided for undiscounted short-term employee benefits earned during the year as per services rendered in compliance with *TAS 19* in the accompanying financial statements.

### **2.20 Provisions**

A provision is made for an existing obligation resulting from past events if it is probable that the commitment will be settled and a reliable estimate can be made of the amount of the obligation. Provisions are calculated based on the best estimates of management on the expenses to incur as of the reporting date and, if material, such expenses are discounted to their present values. If the amount is not reliably estimated and there is not any probability of cash outflow from the Company to settle the liability, the related liability is considered as “contingent” and disclosed in the notes to the financial statements.

A contingent asset is a possible asset that arises from past events and whose existence will be confirmed only by the occurrence or non-occurrence of one or more uncertain future events not wholly within the control of the Company. Contingent assets are not recognized in financial statements since this may result in the recognition of income that may never be realized. Contingent assets are assessed continually to ensure that developments are appropriately reflected in the financial statements. If it has become virtually certain that an inflow of economic benefits will arise, the asset and the related income are recognized in the financial statements of the period in which the change occurs. If an inflow of economic benefits has become probable, the Company discloses the contingent assets in the notes to the financial statements.

## **2 Summary of significant accounting policies (continued)**

### **2.21 Revenue recognition**

#### **Written premiums**

Written premiums represent premiums taken from insurance and reinsurance companies as a reinsurance company. Premiums ceded to retrocession companies are accounted as “written premiums, ceded” in the profit or loss statement.

Written premiums are recorded upon the receipt of quarterly statements of accounts from ceding companies in treaties whereas facultative accounts are registered upon the receipt of monthly payrolls.

#### **Claims paid**

Claims paid represent payments of the Company as a reinsurance company when risks taken from insurance and reinsurance companies are realized. Claims are recognised as expense upon the receipt of notifications. Notifications have not specific periods and depend on the initiative of the insurance and reinsurance companies.

Notifications have not specific periods and depend on the initiative of the insurance and reinsurance companies.

#### **Commission income and expenses**

Commissions paid to the agencies related to the production of the insurance policies and the commissions received from the reinsurance firms related to the premiums ceded are recognized over the life of the contract by deferring commission income and expenses within the calculation of reserve for unearned premiums for the policies produced.

#### **Interest income and expenses**

Interest income and expenses are recognized using the effective interest method. The effective interest rate is the rate that exactly discounts the estimated future cash payments and receipts through the expected life of the financial asset or liability (or, where appropriate, a shorter period) to the carrying amount of the financial asset or liability. The effective interest rate is established on initial recognition of the financial asset and liability and is not revised subsequently.

The calculation of the effective interest rate includes all fees and points paid or received transaction costs, and discounts or premiums that are an integral part of the effective interest rate. Transaction costs are incremental costs that are directly attributable to the acquisition, issue or disposal of a financial asset or liability.

#### **Trading income/expense**

Trading income/expense includes gains and losses arising from disposals of financial assets held for trading purpose and available-for-sale financial assets. Trading income and trading expenses are recognized as “Income from disposal of financial assets” and “Loss from disposal of financial assets” in the accompanying financial statements.

#### **Dividends**

Dividend income is recognized when the Company’s right to receive payment is ascertained.



## **2 Summary of significant accounting policies (continued)**

### **2.22 Leasing transactions**

Tangible assets acquired by way of finance leasing are recognised in tangible assets and the obligations under finance leases arising from the lease contracts are presented under finance lease payables account in the financial statements. In the determination of the related assets and liabilities, the lower of the fair value of the leased asset and the present value of leasing payments is considered. Financial costs of leasing agreements are expanded in lease periods at a fixed interest rate.

If there is impairment in the value of the assets obtained through financial lease and in the expected future benefits, the leased assets are valued with net realisable value. Depreciation for assets obtained through financial lease is calculated in the same manner as tangible assets.

#### **Summary of the new standards, amendments and interpretations:**

Set out below are the new accounting policies of the Company upon adoption of TFRS 16.

#### **Right-of-use assets**

The Company recognises right-of-use assets at the commencement date of the lease (i.e., the date the underlying asset is available for use). Right-of-use assets are measured at cost, less any accumulated depreciation and impairment losses, and adjusted for any remeasurement of lease liabilities. The cost of right-of-use assets includes the amount of lease liabilities recognised, initial direct costs incurred, and lease payments made at or before the commencement date less any lease incentives received. Unless the Company is reasonably certain to obtain ownership of the leased asset at the end of the lease term, the recognised right-of-use assets are depreciated on a straight-line basis over the shorter of its estimated useful life and the lease term. Right-of-use assets are subject to impairment.

#### **Lease liabilities**

At the commencement date of the lease, the Company recognises lease liabilities measured at the present value of lease payments to be made over the lease term. The lease payments include fixed payments (including in-substance fixed payments) less any lease incentives receivable, variable lease payments that depend on an index or a rate, and amounts expected to be paid under residual value guarantees. The lease payments also include the exercise price of a purchase option reasonably certain to be exercised by the Company and payments of penalties for terminating a lease, if the lease term reflects the Company exercising the option to terminate. The variable lease payments that do not depend on an index or a rate are recognised as expense in the period on which the event or condition that triggers the payment occurs.

In calculating the present value of lease payments, the Company uses the incremental borrowing rate at the lease commencement date if the interest rate implicit in the lease is not readily determinable. After the commencement date, the amount of lease liabilities is increased to reflect the accretion of interest and reduced for the lease payments made. In addition, the carrying amount of lease liabilities is remeasured if there is a modification, a change in the lease term, a change in the in-substance fixed lease payments or a change in the assessment to purchase the underlying asset.

The right of use which is calculated on leasing agreements is accounted under “Property, Plant and Equipment” account.

The interest expense on the lease obligation is accounted under “Investment Management Expense - Including Interest”, and the depreciation expense of the usage right asset is accounted under “Depreciation and Amortization Expenses”.

## **2 Summary of significant accounting policies (continued)**

### **2.22 Leasing transactions (continued)**

#### **Lease liabilities (continued)**

Information on the duration of the operating leases and discount rates applied are as follows:

<b>Assets subject to operational leasing</b>	<b>Contract Period (Year)</b>	<b>Discount Rate - TL (%)</b>
Buildings	2 years	24,2
Vehicles	2-3 years	24,2

### **2.23 Dividend distribution**

According to the decision taken at the company's Ordinary General Assembly meeting held on 6 March 2020, it was unanimously decided that profit for 2019 will not be distributed..

### **2.24 Reserve for unearned premiums**

In accordance with the “Communiqué on Technical Reserves for Insurance, Reinsurance and Pension Companies and the Related Assets That Should Be Invested Against Those Technical Reserves” (“Communiqué on Technical Reserves”) which was issued in 26606 numbered and August 7, 2007 dated Official Gazette and put into effect starting from January 1, 2008, the reserve for unearned premiums represents the proportions of the gross premiums written without deductions of commission or any other allowance, in a period that relate to the period of risk subsequent to the reporting date for all short-term insurance policies. Nonetheless;

- Reserve for unearned premiums are calculated on the basis of 1/8 for reinsurance and retrocession transactions that are not subject to basis of day or 1/24 due to application limitations.

- For commodity transportation policies with indefinite expiration dates, 50% of the remaining portion of the premiums accrued in the last three months, less any commissions is also provided as unearned premium reserves.

In line with the Communiqué on Technical Reserves, the calculation of unearned premium reserve is performed as follows by the Company: for proportional reinsurance contracts, on the basis of 1/8 over the ceded premiums for treaty and facultative contracts, for commodity transportation policies with indefinite expiration dates, 50% of the remaining portion of the premiums accrued in the last three months, less any commissions is also provided as unearned premium reserves and for facultative and non-proportional reinsurance contracts, on the basis on day by considering beginning and ending of the contracts. The Company calculates unearned premiums reserve for ceded premium as retrocedant on the same basis.

## **2 Summary of significant accounting policies (continued)**

### **2.24 Reserve for unearned premiums (continued)**

Reserve for unearned premiums is calculated for all insurance contracts except for the contracts for which the mathematical reserve is provided. Reserve for unearned premiums is also calculated for the annual premiums of the annually renewed long term insurance contracts.

### **2.25 Provision for outstanding claims**

In accordance with the “Communiqué on Technical Reserves for Insurance, Reinsurance and Pension Companies and the Related Assets That Should Be Invested Against Those Technical Reserves” (“Communiqué on Technical Reserves”) which was issued in 26606 numbered and August 7, 2007 dated, companies are obliged to reserve outstanding claims provision for unearned compensation amounts that have been accrued and calculated but have not yet been paid in the previous accounting period or if this amount has not been calculated the provision should be reserved for the estimated amount that have accrued but have not been reported (IBNR).

In accordance with the Regulation, the calculation of provisions for outstanding claims and outstanding claims reserve adequacy difference calculated by the Company’s actuary for the five years following the start of the activity are calculated. In addition, adequate differences will be calculated for extracted major damages that are determined by the actuary. The procedures and principles regarding the calculation of provisions for outstanding claim adequacy difference, the article to be sent to the Republic of Turkey Ministry of Treasury and Finance and the addition of the calculated difference to provision for outstanding claims shall be determined by the Republic of Turkey Ministry of Treasury and Finance.

Calculations of provisions for outstanding claims reinsurer’s share are determined according to current agreement or related reinsurance conditions.

In calculating the unrecognized but not reported claim accruals for the period June 30, 2020, estimated gross and retrocession final loss premium (LP) ratios based on the activity line are used by the Company’s officials in all branches except machine breakdown. Losses incurred as of June 30, 20120 have been deducted from the ultimate loss amount reached by LP rates, and branch-based IBNR amounts have been reached. In machine breakdown branch, Chain-Ladder Method was used considering previous damage records taken from Company’s portfolio. As of June 30, 2020, while calculating IBNR retrosession amounts for each branch amount which is counted in retrocession account on branch, retrocession / gross ratio was used in claim files.

As of June 30, 2020, the Company has calculated IBNR amounting to gross TL 45.046.581 (December 31, 2019: TL 34.377.919) and net amount of TL 4.150.239 in the financial statements (December 31, 2019: TL 2.719.062).

2017/2 numbered which came into force on September 15, 2017, "With the Genel Circular on the Discount of Net Cash Flows Arising from Outstanding Claims Provision" the companies were offered the right to discount the net cash flows arising from outstanding claims The Company did not apply discounts on outstanding claims provision during the reporting period.

The gradual transition rates on IBNR amounts have been rearranged. This was brought by both the circular numbered 2016/11 that was published on February 29, 2016, (“Circular on the Amendment of the General Regarding the Outstanding Claim Provision (2014/16)”) and before that “the Circular numbered 2015/28 on the Amendment of the General Regarding the Outstanding Claim Provision”. The Company has not implemented gradual transition its own reports in interim report period ended.

## **2 Summary of Significant Accounting Policies (continued)**

### **2.26 Mathematical provisions**

In accordance with the Communiqué on Technical Reserves, companies operating in life and non-life insurance branches are obliged to allocate adequate mathematical reserves based on actuarial basis to meet liabilities against policyholders and beneficiaries for long-term life, health and personal accident insurance contracts. Actuarial mathematical provisions, according to formulas and basis in approved technical basis of tariffs for over one year-length life insurance, are calculated by determining the difference between present value of liabilities that the Company meets in future and current value of premiums paid by policyholder in future (prospective method).

Mathematical provisions are recorded based on the data sent by ceding companies.

### **2.27 Reserve for unexpired risk**

In accordance with the Communiqué on Technical Reserves, while providing reserve for unearned premiums, in each accounting period, the companies should perform adequacy test covering the preceding 12 months due to the probability that future claims and compensations of the outstanding policies may be in excess of the reserve for unearned premiums already provided. In performing this test, it is required to multiply the reserve for unearned premiums, net with the expected claim/premium ratio. Expected claim/premium ratio is calculated by dividing incurred losses (provision for outstanding claims, net at the end of the period + claims paid, net – provision for outstanding claims, net at the beginning of the period) to earned premiums (written premiums, net + reserve for unearned premiums, net at the beginning of the period – reserve for unearned premiums, net at the end of the period). In the calculation of earned premiums; deferred commission expenses paid to the agencies and deferred commission income received from the reinsurance firms which were netted off from reserve for unearned premiums both at the beginning of the period and at the end of the period are not taken into consideration.

According to the “Communiqué on Amendments to Communiqué on Technical Reserves for Insurance, Reinsurance and Pension Companies and the Related Assets That Should Be Invested Against Those Technical Reserves” published in Official Gazette no 28356 dated July 17, 2012; besides the net reserve for unexpired risk detailed in the above, gross reserve for unexpired risk is also calculated. The test is performed on main branch basis and in case where the net and gross expected claim/premium ratio is higher than 95%, reserve calculated by multiplying the exceeding portion of the expected claim/premium ratio with the reserve for unearned premiums of that main branch is added to the reserves of that branch. Difference between the gross and net amount is represents reinsurer’s share. Premiums paid for non-proportional reinsurance agreements are considered as premiums ceded to the reinsurance firms.

In order to eliminate the misleading impact of change in calculation method of provision for outstanding claims, provision for outstanding claims of the previous period is calculated by the new method and the amount calculated by the new method as provision for outstanding claims at the beginning of the period is used for calculation of reserve for unexpired risk.

As a result of new start of the company according to “Regulation on the technical provisions and assets which are to be invested of Insurance and Reinsurance and Pension Companies” (“Regulation”), DERK is not calculated on net claim/premium ratio (outstanding claims (net) + claims paid (net) – provision for outstanding claims, net at the beginning of the period) / (written premiums (net) + reserve for unearned premiums, net at the beginning of the period – reserve for unearned premiums (net)) for one year. According to 6<sup>th</sup> subclause of 6<sup>th</sup> article of Regulation, DERK is calculated on net claim/premium ratio (outstanding claims (net) + claims paid (net)) / ((written premiums (net) – reserve for unearned premiums (net)) as not to take catastrophic excess of loss reinsurance premiums on a sub-branch basis. If the net claims/premiums ratio exceeds 95% , net amount of DERK is calculated as ratio which exceeds 95% by multiplying with net amount of unearned premiums reserve, gross DERK is calculated by multiplying with gross amount of unearned premiums reserve.

According to the Circular numbered 2012/15 dated 10 December 2012, reserve for unexpired risks are calculated on main branches. As at the reporting date, the Company has provided net reserve for unexpired risk amounting to TL 600.865 in the accompanying financial statements (December 31, 2019: TL 128.164).

## **2 Summary of Significant Accounting Policies**

### **2.28 Equalization reserve**

In accordance with the Communiqué on Technical Reserves put into effect starting from January 1, 2008, the companies should provide reserve provision in credit insurance and earthquake branches to equalize the fluctuations in future possible claims and for catastrophic risks. Equalization reserve, started to be provided in 2008, is calculated as 12% of net premiums written in credit insurance and earthquake branches. In the calculation of net premiums, fees paid for non-proportional reinsurance agreements are considered as premiums ceded to the reinsurance firms. The companies should provide equalization reserve up to reaching 150% of the highest premium amount written in a year within the last five years. In case where claims incurred, the amounts below exemption limits as stated in the contracts and the share of the reinsurance firms cannot be deducted from equalization reserve. Claims payments are deducted from first year's equalization reserve by first in first out method.

With the Communiqué released on July 17, 2012 and numbered 28356 "Communiqué on Amendments to Communiqué on Technical Reserves for Insurance, Reinsurance and Pension Companies and the Related Assets That Should Be Invested Against Those Technical Reserves", ceded premiums of earthquake and credit for non-proportional reinsurance contracts covered multiple branches should be calculated according to percentage of premiums of those branches within the total premiums unless the Company is determined any other methods. Share of earthquake and credit premium of written premiums for non-proportional reinsurance contracts is based on share of earthquake and credit premiums of proportional reinsurance contracts. In accordance with the Communiqué on Technical Reserves, the Company considers 11% of net death premium (including damage payments) as earthquake premium and 12% of that amount is calculated as equalization reserve since the Company not having sufficient data for calculation. After five financial years, in case that provision amount is less than previous year amount depending on written premiums, the difference is recognized in other profit reserves under equity. This amount recorded in equity can either be kept under reserves or can also be used in capital increase or paying claims.

Equalization reserve are presented under "other technical reserves" within long term liabilities in the accompanying financial statements. As at the reporting date, the Company has recognized equalization reserve amounting to TL 1.409.216 (December 31, 2019: TL 971.793).

### **2.29 Related parties**

For the purpose of the accompanying financial statements, shareholders, key management and members of board of directors together with their families and companies controlled by or affiliated with them, and associated companies are considered and referred to as related parties.

### **2.30 Earning per share**

Earnings per share presented in the income statement are calculated by dividing the net profit into the weighted average number of the outstanding shares throughout the financial year. Companies in Turkey can increase their capital by distributing "bonus shares" to shareholders from the prior years' profit. Such "bonus share" distributions are considered as issued shares in the earnings per share calculations.

### **2.31 Subsequent events**

Post-balance sheet events that provide additional information about the Company's position at the balance sheet date (adjusting events) are reflected in the financial statements. Post-balance sheet events that are not adjusting events are disclosed in the notes when material.

## **2 Summary of Significant Accounting Policies**

### **2.32 The new standards, amendments and interpretations**

The accounting policies adopted in preparation of the financial statements as at June 30, 2020 are consistent with those of the previous financial year, except for the adoption of new and amended TFRS and TFRIC interpretations effective as of January 1, 2020. The effects of these standards and interpretations on the Company financial position and performance have been disclosed in the related paragraphs.

**i) The new standards, amendments and interpretations which are effective as at January 1 2020 are as follows:**

#### **Definition of a Business (Amendments to TFRS 3)**

In May 2019, the POA issued amendments to the definition of a business in TFRS 3 Business Combinations standards. The amendments are intended to assist entities to remove the assessment regarding the definition of business.

The amendments:

- clarify the minimum requirements for a business;
- remove the assessment of whether market participants are capable of replacing any missing elements;
- add guidance to help entities assess whether an acquired process is substantive;
- narrow the definitions of a business and of outputs; and
- introduce an optional fair value concentration test.

The amendments to TFRS 3 are effective for annual reporting periods beginning on or after 1 January 2020 and apply prospectively. The amendments did not have on the financial position or performance of the Company.

#### **Amendments to TFRS 9, TAS 39 and TFRS 7- Interest Rate Benchmark Reform**

The amendments issued to TFRS 9 and TAS 39 which are effective for periods beginning on or after January 1, 2020 provide reliefs which enable hedge accounting to continue. For these reliefs, it is assumed that the benchmark on which the cash flows of hedged risk or item are based and/or, the benchmark on which the cash flows of the hedging instrument are based, are not altered as a result of IBOR reform. in connection with interest rate benchmark reform.

Reliefs used as a result of amendments in TFRS 9 and TAS 39 is aimed to be disclosed in financial statements based on the amendments made in TFRS 7. The amendments did not have on the financial position or performance of the Company.

## **2 Summary of Significant Accounting Policies (continued)**

### **2.32 The new standards, amendments and interpretations (continued)**

#### **Definition of Material (Amendments to TAS 1 and TAS 8)**

In June 2019, the POA issued amendments to TAS 1 Presentation of Financial Statements and TAS 8 Accounting Policies, Changes in Accounting Estimates and Errors to align the definition of ‘material’ across the standards and to clarify certain aspects of the definition. The new definition states that, ‘Information is material if omitting, misstating or obscuring it could reasonably be expected to influence decisions that the primary users of general purpose financial statements make on the basis of those financial statements, which provide financial information about a specific reporting entity. The amendments clarify that materiality will depend on the nature or magnitude of information, or both. An entity will need to assess whether the information, either individually or in combination with other information, is material in the context of the financial statements.

The amendments to TAS 1 and TAS 8 are required to be applied for annual periods beginning on or after 1 January 2020. The amendments must be applied prospectively and earlier application is permitted. The amendments did not have on the financial position or performance of the Company.

#### **Amendments to TFRS 16 – Covid-19 Rent Related Concessions**

In June 5, 2020, the POA issued amendments to TFRS 16 Leases to provide relief to lessees from applying TFRS 16 guidance on lease modifications to rent concessions arising a direct consequence of the Covid-19 pandemic. A lessee that makes this election accounts for any change in lease payments related rent concession the same way it would account for the change under the standard, if the change were not a lease modification.

The practical expedient applies only to rent concessions occurring as a direct consequence of the Covid-19 pandemic and only if all of the following conditions are met:

- The change in lease payments results in revised consideration for the lease that is substantially the same as, or less than, the consideration for the lease immediately preceding the change.
- Any reduction in lease payments affects only payments originally due on or before 30 June 2021
- There is no substantive change to other terms and conditions of the lease.

A lessee will apply the amendment for annual reporting periods beginning on or after 1 June 2020. Early application of the amendments is permitted. The amendments did not have on the financial position or performance of the Company.

#### **ii) Standards issued but not yet effective and not early adopted**

Standards, interpretations and amendments to existing standards that are issued but not yet effective up to the date of issuance of the financial statements are as follows. The Company will make the necessary changes if not indicated otherwise, which will be affecting financial statements and disclosures, when the new standards and interpretations become effective.

## **2 Summary of Significant Accounting Policies (continued)**

### **2.32 The new standards, amendments and interpretations (continued)**

#### **TFRS 10 and TAS 28: Sale or Contribution of Assets between an Investor and its Associate or Joint Venture (Amendments)**

In December 2017, POA postponed the effective date of this amendment indefinitely pending the outcome of its research project on the equity method of accounting. Early application of the amendments is still permitted. The Company is in the process of assessing the impact of the amendment on financial position or performance of the Company.

#### **TFRS 17 - The new Standard for insurance contracts**

The PAO issued TFRS 17 in February 2019, a comprehensive new accounting standard for insurance contracts covering recognition and measurement, presentation and disclosure. TFRS 17 model combines a current balance sheet measurement of insurance contract liabilities with the recognition of profit over the period that services are provided. Certain changes in the estimates of future cash flows and the risk adjustment are also recognised over the period that services are provided. Entities will have an option to present the effect of changes in discount rates either in profit and loss or in OCI. The standard includes specific guidance on measurement and presentation for insurance contracts with participation features. TFRS 17 will come into force during the annual accounting periods that begin on or after January 1, 2023, and early implementation is permitted for businesses that implement The Proceeds from TFRS 9 Financial Instruments and TFRS 15 Customer Contracts on or before that date or prior. The impact of this standard on the Company's financial situation and performance is being evaluated.

#### **Classification of obligations as short and long term (Amendments to TAS 1)**

On March 12, 2020, PAO made changes to the standard of "Presentation of TMS 1 Financial Statements". These changes, which are made to apply during the annual reporting periods that begin on or after January 1, 2023, provide explanations for the criteria for long and short term classification of obligations. Changes made should be applied retrospectively according to TMS 8 "Accounting Policies, Changes in Accounting Estimates and Errors". Early application is allowed. The impact of the change on the Company's financial situation and performance is being evaluated.

#### **Definition of a Business (Amendments to TFRS 3)**

PAO amended the TFRS Business Mergers standard in July 2020. The change was made with the intention of changing the attribution to the old version of the Conceptual Framework (Frame 1989) with the intention of changing the requirements of TFRS 3 with the reference to the current version (Conceptual Framework) released in March 2018. However, it has added a new paragraph to TFRS 3 to identify conditional assets that do not meet the criteria for registering in the history of the acquisition. The change will be implemented going forward for the annual accounting periods that begin on and after January 1, 2022. Early implementation is permitted if the business implements changes to all of the changes that refer to the Conceptual Framework (March 2018) in TFRS standards at the same time or earlier. The impact of the change on the Company's financial situation and performance is being evaluated.



## **2 Summary of Significant Accounting Policies (continued)**

### **2.32 The new standards, amendments and interpretations (continued)**

#### **Economically disadvantaged contracts-Contract fulfillment costs**

PAO amended the TMS 37 Provisions, Conditional Debts and Conditional Assets standard in July 2020. The change to be applied to the annual accounting periods in TMS 37, which began on 1 January 2022 and beyond, was made to determine the costs to be considered when assessing whether a contract is economically "disadvantaged" or "damaging", and includes the implementation of the approach to include 'direct relevant costs'. The changes must be applied retrospectively for contracts at the beginning of the annual reporting period in which the changes will be applied for the first time (the first implementation date) for contracts that the business does not meet all its obligations. Early application is allowed.

The impact of the change on the Company's financial situation and performance is being evaluated.

#### **Annual Improvements - 2018-2020 Period**

In July 2020, the "Annual Improvements to TFRS standards / 2018-2020 Period" was published by KGK, including the following changes:

- TFRS 1- First Implementation of International Financial Reporting Standards – First Implementing Affiliate: The Amendment allows a affiliate to measure accumulated foreign currency cycle differences using amounts reported by the main partnership. The change is also applied to a subsidiary or partnership.
- TFRS 9 Financial Instruments- Fees taken into account in the '10% test for the de-financial statement of financial liabilities: The Amendment clarifies the fees that a business considers when assessing whether the new or amended financial liability terms differ significantly from the original financial liability terms. These fees include only fees paid or received between the borrower and the lender, including the fees paid by the parties on behalf of each other.
- TMS 41 Agricultural Activities – Taxations in determining the right value: With the amendment, TMS has abolished the provision in paragraph 41 22 to ensure that cash flows for taxation are ignored in determining the true value of the companies' assets under TMS 41.

All improvements will be applied for the annual accounting periods that begin on and after January 1, 2022. Early application is allowed. The impact of such changes/improvements on the Company's financial situation and performance is being evaluated.

### **3 Critical accounting estimates and judgments in applying accounting policies**

The notes given in this section are provided to addition/supplement the commentary on the management of insurance risk note 4.1 – *Management of insurance risk* and note 4.2 – *Financial risk management*.

The preparation of financial statements requires management to make judgments, estimates and assumptions that affect the application of accounting policies and the reported amounts of assets, liabilities, income and expenses. Actual results may differ from these estimates.

Estimates and underlying assumptions are reviewed on an ongoing basis. Revisions to accounting estimates are recognized in the period in which the estimate is revised and in any future periods affected.

In particular, information about significant areas at estimation uncertainty and critical judgment in applying accounting policies that have the most significant effect on the amount recognized in the financial statements are described in the following notes:

Not 4.1	–	Management of insurance risk
Not 4.2	–	Financial risk management
Not 10	–	Reinsurance assets/liabilities
Not 12	–	Loans and receivables
Not 17	–	Insurance liabilities and reinsurance assets
Not 17	–	Deferred acquisition costs
Not 21	–	Deferred income taxes
Not 23	–	Other liabilities and cost provisions

#### **Assessing the impact of the Covid 19 virus outbreak on Company activities**

The Covid-19 outbreak has severely affected all areas of life in Turkey as well as all over the world. In addition to the health threat it poses, the outbreak has caused financial fluctuations whose impact is felt on a global scale. In order to reduce the negative effects of the virus epidemic on economies, countries have repeatedly announced economic measures. In our country, many measures have been taken in social life and in the field of economy with the beginning of the virus as of March. In addition to the measures that regulate social life according to the epidemic, support packages for sectors that are likely to be negatively affected by the epidemic by going to interest rate cuts in the field of economy have been explained.

As of June 30, 2020, the pandemic process does not adversely affect the financial performance of our Company for the first six months. On the other hand, measures are taken to ensure that our personnel can work remotely in order not to disrupt our operational activities, and our practices are shaped in parallel with the developments in the pandemic process. In this process, there has been no remote operational disruption in the fields of operations and information technology.

## **4 Management of insurance and financial risk**

### **4.1 Management of insurance risk**

#### **Objective of managing risks arising from insurance (reinsurance) contracts and policies used to minimize such risks**

Reinsurance risk is defined as a possibility of financial loss due to inappropriate and insufficient application of reinsurance techniques in the activities of taking insurance contract responsibility partially or completely.

Potential risks that may be exposed in transactions are described, classified and managed based on the requirements set out in the Company's "Regulative Framework on the Risk Management Activities, Risk Management Policies and Implementation Procedures and Principles of the Risk Management" issued by the approval of the Board of Directors.

The main objective of the "Regulative Framework on the Risk Management Activities, Risk Management Policies and Implementation Procedures and Principles of the Risk Management" is to determine the risk measurement, assessment, and control procedures and maintain consistency between the Company's asset quality and limitations allowed by the insurance standards together with the Company's risk tolerance of the accepted risk level assumed in return for a specific consideration. In this respect, instruments that are related to risk transfer, such as; insurance risk selection, risk quality follow-up by providing accurate and complete information, effective monitoring of level of claims by using risk portfolio claim frequency, treaties, facultative reinsurance contracts and coinsurance agreements, and risk management instruments, such as; risk limitations, are used in achieving the related objective. VHV RE Board of Directors will decide on any decision to make changes in this Policy and its Annexes. All changes are assessed taking into account the VHV Group Risk Strategy and the VHV Group General Management System, and all changes are documented in an updated version of this policy. The actuarial function of VHV RE is informed about significant changes in the Risk Acceptance and Damage policy and significant damage.

#### **4 Management of insurance and financial risk (continued)**

##### **4.1 Management of insurance risk (continued)**

Main reinsurance companies that the Company works with and update graduation of these reinsurance companies are:

<b>Reinsurer</b>	<b>Standard &amp; Poors</b>		
	<b>Graduation</b>	<b>Outlook</b>	<b>Date</b>
VHV Allgemeine Versicherung A.G	A	Positive	August 9, 2019

##### **Branches of insurance coverage amounts given as**

	<b>June 30, 2020</b>	<b>December 31, 2019</b>
Facultative earthquake	75.783.441.378	51.059.164.148
Fire	46.100.758.544	31.020.944.125
Machinery breakdown	11.248.009.835	6.723.711.395
Emtea	5.068.147.019	3.642.254.409
Financial losses	13.319.390.115	7.606.846.450
Construction	9.285.727.401	6.609.366.402
Professional Responsibility	509.780.535	546.164.977
Electronic device	2.211.430.682	1.560.327.225
Montage	264.113.878	332.582.390
Third party financial liability	659.059.849	359.513.142
Employer Financial Responsibility	288.914	288.914
<b>Total</b>	<b>164.450.148.150</b>	<b>109.461.163.577</b>

##### **Sensitivity to insurance risk**

Insurance risks do not generally have significant unrecoverable losses in the course of ordinary transactions, except for risks associated with earthquake and other catastrophic risks. Therefore, there is a high sensitivity to earthquake and catastrophic risks.

The case of potential claims' arising from earthquake and other catastrophic risks exceeding the maximum limit of the excess of loss agreements, such risks are treated as the primary insurance risks and are managed based on the precautionary principle. Maximum limit of excess of loss agreements is determined based on the worst case scenario on the possibility of an earthquake in terms of its severity and any potential losses incurred in accordance with the generally accepted international earthquake models.

#### **4 Management of insurance and financial risk (continued)**

##### **4.1 Management of insurance risk (continued)**

###### **Insurance risk concentrations**

The Company's gross and net insurance risk concentrations (after reinsurance) in terms of insurance branches are summarized as below:

<b>Branches</b>	<b>June 30, 2020</b>		
	<b>Gross total claims liability<sup>(*)</sup></b>	<b>Reinsurance share of total claims liability</b>	<b>Net total claims liability</b>
Machinery breakdown	5.958.083	(4.997.457)	960.626
Fire and natural disasters	11.949.236	(10.830.146)	1.119.090
Facultative earthquake	51.245	(47.100)	4.145
Electronic device	1.384.685	(1.106.689)	277.996
Financial losses	7.314.926	(6.521.198)	793.728
Montage	242.288	(211.204)	31.084
Third party financial liability	245.530	(215.881)	29.649
Emtea	495.984	(391.521)	104.463
Employer Financial Responsibility	77.492	(53.687)	23.805
Accident	18.306	(12.814)	5.492
Glass Breaking	2.222	(1.555)	667
Stealing	14.436	(10.105)	4.331
Direct Bail	2.692	(1.884)	808
Boat Marine Vehicles	4.628	(3.240)	1.388
Coastal Facilities Marine Pollution			
Mandatory Financial Responsibility	(47)	33	(14)
Private Security Financial Responsibility	(51)	36	(15)
Mandatory Liability of Tüpgaz	(1.649)	1.154	(495)
Professional Liability Insurance	(161.748)	129.395	(32.353)
Building	(1.735.960)	1.498.645	(237.315)
<b>Total</b>	<b>25.862.298</b>	<b>(22.775.218)</b>	<b>3.087.080</b>

<sup>(\*)</sup> Total claims liability does not include incurred but not reported claims.

**4 Management of insurance and financial risk (continued)**

**4.1 Management of insurance risk (continued)**

**Insurance risk concentrations (continued)**

<b>Branches</b>	<b>December 31, 2019</b>		
	<b>Gross total claims liability<sup>(*)</sup></b>	<b>Reinsurance share of total claims liability</b>	<b>Net total claims liability</b>
Construction	8.656.178	(7.572.234)	1.083.944
Electronic device	6.312.469	(5.054.021)	1.258.448
Machinery breakdown	13.872.869	(12.049.567)	1.823.302
Fire and natural disasters	13.071.185	(11.550.281)	1.520.904
Accident	788	(552)	236
Financial losses	1.366.821	(1.205.621)	161.200
Employer Financial Responsibility	5.467	(3.827)	1.640
Emtea	8.441	(5.909)	2.532
Montage	1.076.151	(904.457)	171.694
Glass Breaking	224	(157)	67
Third party financial liability	36.911	(34.025)	2.886
<b>Total</b>	<b>44.407.504</b>	<b>(38.380.651)</b>	<b>6.026.853</b>

(\*) Total claims liability does not include incurred but not reported claims.

## **4 Management of insurance and financial risk (continued)**

### **4.2 Management of financial risk**

#### **Introduction and overview**

This note presents information about the Company's exposure to each of the below risks, the Company's objectives, policies and processes for measuring and managing risk, and the Company's management of capital. The Company has exposure to the following risks from its use of financial instruments:

- Credit risk
- Liquidity risk
- Market risk

The Board of Directors has overall responsibility for the establishment and oversight of the Company's risk management framework.

The Company's risk management policies are established to identify and analyse the risks faced by the Company, to set appropriate risk limits and controls, and to monitor risks and adherence to limits. Risk management policies and systems are reviewed regularly to reflect changes in market conditions, products and services offered. The Company, through its training and management standards and procedures, aims to develop a disciplined and constructive control environment, in which all employees understand their roles and obligations.

#### **Credit risk**

Credit risk is the risk of financial loss to the Company if counterparties (parties issued financial instrument, insurance companies, reinsurance companies and other debtors) having business relationship with the Company fails to meet its contractual obligations. The Company manages this credit risk by regularly assessing reliability of the counterparties. The balance sheet items that the Company is exposed to credit risk are as follows:

- Cash at banks
- Premium receivables from insurance companies
- Premium receivables from brokers due to reinsurance activities
- Receivables related to commission from Retrososns
- Due from related parties
- Other receivables

Credit risk is measured by both quantitative and qualitative methods and the weighted reinsurers in retrocession programs, credit ratings of them that indicate their financial strengths and their financial positions are analysed.

The results evaluated by the Risk Committee and reported regularly to the Board of Directors. Action plan is determined by the Board of Directors in the case of having exposure higher than acceptable level of risk and probability.

#### **4 Management of insurance and financial risk (continued)**

##### **4.2 Management of financial risk (continued)**

###### **Credit risk (continued)**

Net carrying value of the assets that is exposed to credit risk is shown in the table below:

	<b>June 30, 2020</b>	<b>December 31, 2019</b>
Cash and cash equivalents (Note 14)	121.136.221	117.047.109
Receivables from main operations (Note 12)	139.259.919	83.743.266
Reinsurer share in provision for outstanding claims (Note 10), (Note 17)	96.265.061	74.925.998
Other receivables (Note 12)	367.037	149.918
Income accruals (Note 12)	-	233.356
<b>Total</b>	<b>357.028.238</b>	<b>276.099.647</b>

As at June 30, 2020 and December 31, 2019, the aging of the receivables from main operations and related provisions are as follows:

	<b>June 30, 2020</b>		<b>December 31, 2019</b>	
	<b>Gross Amount</b>	<b>Provision</b>	<b>Gross Amount</b>	<b>Provision</b>
Not past due	110.358.080	-	69.224.493	-
Past due 0-30 days	8.046.930	-	5.584.875	-
Past due 31-60 days	2.024.348	-	4.409.243	-
Past due 61-90 days	1.362.335	-	1.424.363	-
More than 90 days	17.468.226	-	3.100.292	-
<b>Total</b>	<b>139.259.919</b>	<b>-</b>	<b>83.743.266</b>	<b>-</b>

###### **Liquidity risk**

Liquidity risk is the risk that the Company will encounter difficulty in meeting the obligations associated with its financial liabilities that are settled by delivering cash or another financial asset as a result of the imbalance between the Company's cash inflows and outflows in terms of maturity and volume.

The Company's approach to managing liquidity is to ensure, as far as possible, that it will always have sufficient liquidity to meet its liabilities.

In respect of this risk which is measured by quantitative methods, any liquidity deficit is observed via the maturity analysis of assets and liabilities in the statement of balance sheet. Furthermore, liquidity structure of the Company is monitored by using the following basic indicators in respect of liquidity ratios.

- Liquid Assets / Total Assets
- Liquidity Ratio
- Current Ratio
- Premium and Reinsurance Receivables / Total Assets

The results evaluated by the Risk Committee and reported regularly to the Board of Directors. Action plan is determined by the Board of Directors in the case of having exposure higher than acceptable level of risk and probability.



#### **4 Management of insurance and financial risk (continued)**

##### **4.2 Management of financial risk (continued)**

###### **Liquidity risk (continued)**

###### *Management of liquidity risk*

The Company considers the maturity match between asset and liabilities for the purpose of avoiding liquidity risk and ensure that it will always have sufficient liquidity to meet its liabilities when due.

Maturity distribution of monetary assets and liabilities:

<b>June 30, 2020</b>	<b>Carrying amount</b>	<b>Up to 1 month</b>	<b>1 to 3 months</b>	<b>3 to 6 months</b>	<b>6 to 12 months</b>	<b>Over 1 year</b>
Cash and cash equivalents	121.136.221	121.136.221	-	-	-	-
Receivables from main operations	139.259.919	61.172.868	18.991.195	12.038.419	47.057.437	-
Other receivables and current assets	671.206	-	671.206	-	-	-
Income accruals	-	-	-	-	-	-
<b>Total monetary assets</b>	<b>261.067.346</b>	<b>182.309.089</b>	<b>19.662.401</b>	<b>12.038.419</b>	<b>47.057.437</b>	<b>-</b>
Insurance technical provisions (*)	21.082.773	-	3.717.890	10.266.559	5.689.108	1.409.216
Payables arising from main operations	133.122.364	37.347.909	4.433.966	3.992.332	87.348.157	-
Provisions for other risks and expense accruals	286.550	286.550	-	-	-	-
Other liabilities	903.385	-	903.385	-	-	-
Financial liabilities	2.149.693	152.425	265.699	398.549	797.097	535.923
Provisions for taxes and other similar obligations	3.853.574	3.853.574	-	-	-	-
<b>Total monetary liabilities</b>	<b>161.398.339</b>	<b>41.640.458</b>	<b>9.320.940</b>	<b>14.657.440</b>	<b>93.834.362</b>	<b>1.945.139</b>

<b>December 31, 2019</b>	<b>Carrying amount</b>	<b>Up to 1 month</b>	<b>1 to 3 months</b>	<b>3 to 6 months</b>	<b>6 to 12 months</b>	<b>Over 1 year</b>
Cash and cash equivalents	117.047.109	117.047.109	-	-	-	-
Receivables from main operations	83.743.266	20.003.125	31.707.375	6.378.404	25.654.362	-
Other receivables and current assets	392.085	-	392.085	-	-	-
Income Accruals	233.356	233.356	-	-	-	-
<b>Total monetary assets</b>	<b>201.415.816</b>	<b>137.283.590</b>	<b>32.099.460</b>	<b>6.378.404</b>	<b>25.654.362</b>	<b>-</b>
Financial liabilities	1.207.893	82.009	164.017	246.026	492.050	223.791
Payables arising from main operations	95.301.048	10.463.150	43.135.386	9.824.795	31.877.717	-
Other liabilities	925.936	-	925.936	-	-	-
Insurance technical provisions	14.956.242	-	5.459.017	6.576.041	1.949.391	971.793
Provisions for taxes and other similar obligations	2.047.615	2.047.615	-	-	-	-
Provisions for other risks and expense accruals	1.444.041	125.347	1.227.366	-	-	91.328
<b>Total monetary liabilities</b>	<b>115.882.775</b>	<b>12.718.121</b>	<b>50.911.722</b>	<b>16.646.862</b>	<b>34.319.158</b>	<b>1.286.912</b>

**4 Management of insurance and financial risk (continued)**

**4.2 Management of financial risk (continued)**

**Market risk**

Market risk is the risk that changes in market prices, such as interest rate, foreign exchange rates and credit spreads will affect the Company's income or the value of its holdings of financial instruments. The objective of market risk management is to manage and control market risk exposures within acceptable parameters, while optimizing the return on risk.

*Foreign currency risk*

The Company is exposed to foreign currency risk through insurance and reinsurance transactions in foreign currencies.

Foreign exchange gains and losses arising from foreign currency transactions are recorded at transaction dates. At the end of the reporting periods, foreign currency assets and liabilities evaluated by the Central Bank of the Republic of Turkey's spot purchase rates and the differences arising from foreign currency rates are recorded as foreign exchange gain or loss in the statement of operations.

The Company's exposure to foreign currency risk is as follows:

<b>June 30, 2020</b>	<b>US Dollar</b>	<b>Euro</b>	<b>Other currencies</b>	<b>Total</b>
<i>Assets:</i>				
Cash and cash equivalents	50.407.212	70.053.579	-	120.460.791
Receivables from main operations	63.258.057	48.837.132	1.358.945	113.454.134
Other receivables	<b>113.665.269</b>	<b>118.890.711</b>	<b>1.358.945</b>	<b>233.914.925</b>
<b>Total foreign currency assets</b>				
<i>Liabilities:</i>				
Payables arising from main operations	(64.962.927)	(40.590.787)	(1.014.720)	(106.568.434)
Insurance technical provisions (*)	(24.069.042)	(25.594.781)	(7.262)	(49.671.085)
<b>Total foreign currency liabilities</b>				
	<b>(89.031.969)</b>	<b>(66.185.568)</b>	<b>(1.021.982)</b>	<b>(156.239.519)</b>
<b>Net on-balance sheet position</b>	<b>24.633.300</b>	<b>52.705.143</b>	<b>336.963</b>	<b>77.675.406</b>

(\*) According to the "Communiqué on Amendments to Communiqué on Technical Reserves for Insurance, Reinsurance and Pension Companies and the Related Assets That Should Be Invested Against Those Technical Reserves" published in Official Gazette no 27655 dated July 28, 2010; foreign currency denominated claims provisions evaluated by the Central Bank of the Republic of Turkey's spot sales rates.

#### 4 Management of insurance and financial risk (continued)

##### 4.2 Management of financial risk (continued)

###### Market risk (continued)

###### Foreign currency risk (continued)

December 31, 2019	US Dollar	Euro	Other currencies	Total
<b>Assets:</b>				
Cash and cash equivalents	48.186.059	68.264.281	-	116.450.340
Other Receivables	1.271.817	1.279.574	13.093	2.564.484
Receivables from main operations	40.171.393	28.969.468	1.345.835	70.486.696
<b>Total foreign currency assets</b>	<b>89.629.269</b>	<b>98.513.323</b>	<b>1.358.928</b>	<b>189.501.520</b>
<b>Liabilities:</b>				
Payables arising from main operations	(48.057.976)	(29.177.091)	(1.055.524)	(78.290.591)
Insurance technical provisions (*)	(3.769.547)	(3.990.566)	(1.219)	(7.761.332)
<b>Total foreign currency liabilities</b>	<b>(51.827.523)</b>	<b>(33.167.657)</b>	<b>(1.056.743)</b>	<b>(86.051.923)</b>
<b>Net on-balance sheet position</b>	<b>37.801.746</b>	<b>65.345.666</b>	<b>302.185</b>	<b>103.449.597</b>

(\*) According to the “Communiqué on Amendments to Communiqué on Technical Reserves for Insurance, Reinsurance and Pension Companies and the Related Assets That Should Be Invested Against Those Technical Reserves” published in Official Gazette no 27655 dated July 28, 2010; foreign currency denominated claims provisions evaluated by the Central Bank of the Republic of Turkey’s spot sales rates.

TL equivalents of the related monetary amounts denominated in foreign currencies are presented in the above table.

Foreign currency rates used for the translation of foreign currency denominated monetary assets and liabilities as at reporting dates are as follows:

	At the end of the period		Average	
	US Dollar	Euro	US Dollar	Euro
June 30, 2020	6,8422	7,7082	6,5515	7,2698
December 31, 2019	5,9402	6,6506	5,6197	6,3412

###### Exposure to foreign currency risk

The increase in equity and the income statement (excluding tax impact) is shown in the following table during the accounting periods ended June 30, 2020 and 31 December 2019 due to the 10 percent depreciation of the TL against the following currencies. This analysis was prepared on the assumption that all other variables, especially interest rates, remain edictary. If tl values 10 percent against related currencies, the effect will be in the same amount but in the opposite direction..

	June 30, 2020		December 31, 2019	
	Profit or loss	Equity(*)	Profit or loss	Equity(*)
US Dollar	2.463.330	2.463.330	3.780.175	3.780.175
Euro	5.270.514	5.270.514	6.534.567	6.534.567
Others	33.696	33.696	30.219	30.219
<b>Total, net</b>	<b>7.767.540</b>	<b>7.767.540</b>	<b>10.344.961</b>	<b>10.344.961</b>

(\*) Equity effect also includes profit or loss effect of 10% depreciation of TL against related currencies.

#### **4 Management of insurance and financial risk (continued)**

##### **4.2 Management of financial risk (continued)**

###### **Market Risk (continued)**

###### *Exposure to interest rate risk*

The principal risk to which non-trading portfolios are exposed is the risk of loss from fluctuations in the future cash flows or fair values of financial instrument because of a change in market interest rates. Interest rate risk is managed principally through monitoring interest rate gaps and by having pre-approved limits for repricing bands.

As at reporting date; the Company does not have variable interest income and interest bearing financial assets and liabilities.

###### *Fair value information*

The estimated fair values of financial instruments have been determined using available market information, and where it exists, appropriate valuation methodologies. As at June 30, 2019 and December 31, 2018, the Company does not have any financial instruments that can be measured at fair value.

Management estimates that the fair value of other financial assets and liabilities are not materially different than their carrying amounts.

###### *Classification relevant to fair value information*

IFRS 7 – *Financial instruments: Disclosures* requires the classification of fair value measurements into a fair value hierarchy by reference to the observability and significance of the inputs used in measuring fair value of financial instruments measured at fair value to be disclosed. This classification basically relies on whether the relevant inputs are observable or not. Observable inputs refer to the use of market data obtained from independent sources, whereas unobservable inputs refer to the use of predictions and assumptions about the market made by the Company. This distinction brings about a fair value measurement classification generally as follows:

Level 1: Fair value measurements using quoted prices (unadjusted) in active markets for identical assets or liabilities;

Level 2: Fair value measurements using inputs other than quoted prices included within Level 1 that are observable for the asset or liability, either directly (as prices) or indirectly (derived from prices).

Level 3: Fair value measurements using inputs for the assets or liability that are not based on observable market data (unobservable inputs).

Classification requires the utilization of observable market data, if available. As at June 30, 2020, there is not any financial assets (December 31, 2019: None).

#### **4 Management of insurance and financial risk (continued)**

##### **4.2 Management of financial risk (continued)**

###### **Market risk (continued)**

###### **Gain and losses from financial assets**

<i>Gains and losses recognized in the statement of income, net</i>	<b>June 30, 2019</b>	<b>December 31, 2018</b>
Interest income from bank deposits	262.057	1.486.919
Foreign exchange gains	717.110.323	353.477.275
<b>Investment income</b>	<b>717.372.380</b>	<b>354.964.194</b>
Foreign exchange losses	(700.282.164)	(341.985.710)
Other Investment Expenses	-	(2.322)
Investment Management Expenses - Interest Included	32.061	(265.710)
<b>Investment expenses</b>	<b>(700.250.103)</b>	<b>(342.253.772)</b>
<b>Investment income, net</b>	<b>17.122.277</b>	<b>12.710.422</b>

###### **Capital management**

The Company's capital management policies include the following:

- To comply with the insurance capital requirements required by the Republic of Turkey Ministry of Treasury and Finance,
- To safeguard the Company's ability to continue as a going concern

In accordance with the "Communiqué on Measurement and Assessment of Capital Adequacy for Insurance, Reinsurance and Individual Pension Companies" issued by the Republic of Turkey Ministry of Treasury and Finance on August 23, 2015 dated and 29454 numbered; As of June 30, 2020 the Company measured its minimum capital requirement as TL 63.217.693TL (December 31, 2019: TL 41.870.166). As of June 30, 2019, the capital amount of the Company presented in the financial statements is TL 103.045.676 (December 31, 2019: TL 91.629.565) and capital surplus of the Company is amounting to TL 39.827.983 (December 31, 2019: TL 49.759.399) according to the Communiqué.

#### **5 Segment reporting**

A segment is a distinguishable component of the Company that is engaged either in providing products or services (business segment), or in providing products or services within a particular economic environment (geographical segment), which is subject to risks and rewards that are different from those of other segments.

##### **Business segment**

As of the reporting date the, Company operates only in non-life insurance segment, so the Company does not disclose business segment reporting.

##### **Geographical segment**

The main geographical segment the Company operates is in Turkey, so the Company does not disclose geographical segment reporting.

## 6 Tangible assets

Movement in tangible assets in the period from January 1 to June 30, 2020 is presented below:

	January 1, 2020	Additions	Disposals	Transfer	June 30, 2019
<i>Cost:</i>					
Furniture and fixtures	591.507	14.656	-	-	606.163
Leasehold improvements	175.315	-	-	-	175.315
Operating leasing	2.281.460	1.911.040	-	-	4.192.500
Advances in Tangible Assets	-	125.776	-	-	125.776
	<b>3.048.282</b>	<b>2.051.472</b>	-	-	<b>5.099.754</b>
<i>Accumulated depreciation:</i>					
Furniture and fixtures	302.109	62.768	-	-	364.877
Operating leasing	1.157.685	906.198	-	-	2.063.883
Leasehold improvements	81.228	17.206	-	-	98.434
	<b>1.541.022</b>	<b>986.172</b>	-	-	<b>2.527.194</b>
<b>Net book value</b>	<b>1.507.260</b>				<b>2.572.560</b>

Movements of tangible assets in the period from January 1 to June 30, 2019 are presented below:

	January 1, 2019	Additions	Disposals	Transfer	June 30, 2018
<i>Cost:</i>					
Furniture and fixtures	459.976	31.280	-	-	491.256
Operating leasing	-	2.281.460	-	-	2.281.460
Leasehold improvements	84.162	91.153	-	-	175.315
	<b>544.138</b>	<b>2.403.893</b>	-	-	<b>2.948.031</b>
<i>Accumulated depreciation:</i>					
Furniture and fixtures	206.660	36.307	-	-	242.967
Operating leasing	-	576.405	-	-	576.405
Leasehold improvements	36.651	27.234	-	-	63.885
	<b>243.311</b>	<b>639.946</b>	-	-	<b>883.257</b>
<b>Net book value</b>	<b>300.827</b>				<b>2.064.774</b>

There is not any mortgage over tangible assets of the Company as at June 30, 2020 2019.

## 7 Investment property

The Company has not any investment property as at June 30, 2020 and December 31, 2019.

## 8 Intangible assets

Movement in intangible assets in the period from January 1 to June 30, 2020 is presented below:

	January 1, 2020	Additions	Disposals	Transfer	June 30, 2019
<i>Cost:</i>					
Rights	2.835.157	285.717	-	-	3.120.874
Advances on intangible fixed assets	-	-	-	-	-
	<b>2.835.157</b>	<b>285.717</b>	-	-	<b>3.120.874</b>
<i>Accumulated amortization:</i>					
Rights	1.818.117	111.120	-	-	1.929.237
	<b>1.818.117</b>	<b>111.120</b>	-	-	<b>1.929.237</b>
<b>Net book value</b>	<b>1.017.040</b>				<b>1.191.637</b>

Movement in intangible assets in the period from January 1 to June 30, 2019 is presented below:

## 8 Intangible assets (continued)

**VHV Reasürans Anonim Şirketi**  
**Notes to the Financial Statements**  
**As At June 30, 2020**  
*(Currency: Turkish Lira (TL))*

*Convenience Translation of Financial Statements  
and Related Disclosures and Footnotes  
Originally Issued in Turkish, See Note 2.1.1*

	January 1, 2019	Girişler	Çıkışlar	Trasnfer	June 30, 2019
<i>Cost:</i>					
Rights	2.366.360	-	-	-	2.366.360
Advances on intangible fixed assets					
	<b>2.366.360</b>			<b>-</b>	<b>2.366.360</b>
<i>Accumulated amortization:</i>					
Rights	1.460.718	229.962	-	-	1.690.680
	<b>1.460.718</b>	<b>229.962</b>	<b>-</b>	<b>-</b>	<b>1.690.680</b>
<b>Net book value</b>	<b>905.642</b>				<b>675.680</b>

## 9 Investments in associates

As at June 30, 2020, the Company has not any associates (December 31, 2019: None).

## 10 Reinsurance asset and liabilities

As at June 30, 2020 and December 31, 2019, outstanding reinsurance assets and liabilities of the Company, as Reinsurance company in accordance with existing reinsurance contracts are as follows:

Reinsurance assets	June 30, 2020	December 31, 2019
Receivables from reinsurance companies (Note 12)	47.755.082	39.718.285
Provision for outstanding claims, ceded (Note 4.2), (Note 17)	96.265.061	74.925.998
Reserve for unexpired risks, ceded (Note 10)	6.323.334	1.152.300
Reserve for unearned premiums, ceded (Note 17)	52.531.432	30.969.016
<b>Total</b>	<b>202.874.909</b>	<b>146.765.599</b>

There is not any impairment losses recognized for reinsurance assets.

Reinsurance liabilities	June 30, 2020	December 31, 2019
Payables arising from reinsurance operations (Note 19)	133.122.364	95.301.048
Deferred commission income	15.807.133	9.208.143
<b>Total</b>	<b>148.929.497</b>	<b>104.509.191</b>

Gains and losses recognized in the statement of income in accordance with existing retrocedant contracts are as follows:

	January 1 - June 30, 2020	April 1 - June 30, 2020	January 1 - June 30, 2019	April 1 - June 30, 2019
Premiums ceded during the period (Note 17)	(72.355.643)	(30.174.018)	(49.320.031)	(18.430.159)
Reserve for unearned premiums, ceded at the beginning of the period (Note 17)	(30.969.016)	-	(22.432.786)	-
Reserve for unearned premiums, ceded at the end of the period (Note 17)	52.531.432	3.446.480	36.035.396	(956.772)
<b>Premiums earned, ceded (Note 17)</b>	<b>(50.793.227)</b>	<b>(26.727.538)</b>	<b>(35.717.421)</b>	<b>(19.386.931)</b>
Claims paid, ceded during the period (Note 17)	10.673.382	3.125.282	2.994.271	1.313.390
Provision for outstanding claims, ceded at the beginning of the period (Note 17)	(74.925.998)	-	(40.951.042)	-
Provision for outstanding claims, ceded at the end of the period (Note 17)	96.265.061	13.621.324	65.208.473	13.604.391
<b>Claims incurred, ceded (Note 17)</b>	<b>32.012.445</b>	<b>16.746.606</b>	<b>27.251.702</b>	<b>14.917.781</b>
Commission income accrued from reinsurers during the period (Note 32)	21.723.194	8.816.978	15.391.155	5.647.725
Deferred commission income at the beginning of the period (Note 19)	9.338.786	130.643	8.174.662	-
Deferred commission income at the end of the period (Note 19)	(15.807.133)	(1.106.579)	(11.620.716)	711.875
<b>Commission income earned from reinsurers (Note 32)</b>	<b>15.254.847</b>	<b>7.841.042</b>	<b>11.945.101</b>	<b>6.359.600</b>
<b>Changes in provision for unexpired risks, reinsurers' share (Note 17)</b>	<b>5.171.034</b>	<b>(3.388)</b>	<b>5.247.270</b>	<b>(291.700)</b>
<b>Total, net</b>	<b>1.645.099</b>	<b>(2.143.278)</b>	<b>8.726.652</b>	<b>1.598.750</b>

## 11 Financial Assets

The Company has not any financial assets as of June 30, 2020 and December 31, 2019.

## 12 Loans and receivables

**VHV Reasürans Anonim Şirketi**  
**Notes to the Financial Statements**  
**As At June 30, 2020**  
*(Currency: Turkish Lira (TL))*

*Convenience Translation of Financial Statements  
and Related Disclosures and Footnotes  
Originally Issued in Turkish, See Note 2.1.1*

	<b>June 30, 2020</b>	<b>December 31, 2019</b>
Receivables from main operations ( <i>Note 4.2</i> )	139.259.919	83.743.266
Other receivables ( <i>Note 4.2</i> )	367.037	149.918
Other current assets	-	3.471.474
Income Accruals ( <i>Not 4.2</i> )	-	233.356
<b>Total</b>	<b>139.626.956</b>	<b>87.598.014</b>
Short-term receivables	139.626.956	87.598.014
<b>Total</b>	<b>139.626.956</b>	<b>87.598.014</b>

As at June 30, 2020 and December 31, 2019, receivables from main operations are detailed as follows:

	<b>June 30, 2020</b>	<b>December 31, 2019</b>
Receivables from insurance companies	24.421.288	22.574.278
Receivables from agencies, brokers and intermediaries	67.083.549	21.450.703
Receivables from reinsurance companies ( <i>Note 10</i> )	47.755.082	39.718.285
<b>Total receivables from reinsurance operations, net</b>	<b>139.259.919</b>	<b>83.743.266</b>

**Provisions provided for doubtful receivables that are due and not due**

**a) Receivables under legal or administrative follow up (due):** There are not any legal and administrative follow-ups arising from main operations and other receivables (December 31, 2019: None).

**b) Provision for premium receivables (due):**None (December 31, 2019: None).

The Company's receivables from and payables to shareholders, associates and subsidiaries are detailed in 45.

The details of the receivables and payables denominated in foreign currencies and foreign currency rates used for the translation are presented in *Note 4.2*.

**13 Derivative financial assets**

As at June 30, 2020 and December 31, 2019, the Company has not any derivative financial instruments.



## 14 Cash and cash equivalents

As at June 30, 2020 and December 31, 2019, cash and cash equivalents are as follows:

	June 30, 2020		December 31, 2019	
	At the end of the period	At the beginning of the period	At the end of the period	At the beginning of the period
Banks	121.136.221	117.047.109	117.047.109	97.247.623
<b>Cash and cash equivalents presented in the balance sheet</b>	<b>121.136.221</b>	<b>117.047.109</b>	<b>117.047.109</b>	<b>97.247.623</b>
Interest accruals on bank deposits	(14.223)	(62.499)	(62.499)	(55.318)
<b>Cash and cash equivalents presented in the statement of cash flows</b>	<b>121.121.998</b>	<b>116.984.610</b>	<b>116.984.610</b>	<b>97.192.305</b>

As at June 30, 2020 and December 31, 2019, bank deposits are further analyzed as follows:

	June 30, 2020	December 31, 2019
Foreign currency denominated bank deposits		
- time deposits	96.728.519	103.490.022
- demand deposits	23.743.651	13.010.317
Bank deposits in Turkish Lira		
- demand deposits	664.051	546.770
<b>Bank balances</b>	<b>121.136.221</b>	<b>117.047.109</b>

As at June 30, 2020 and December 31, 2019, the Company has not any cash collateral kept at banks.

## 15 Equity

### Paid in capital

The shareholder having direct or indirect control over the shares of the Company is VHV Allgemeine Versicherungen A.G. having 100% of outstanding shares. As at June 30, 2020 and December 31, 2019, the shareholding structure of the Company is presented below:

Name	June 30, 2020		December 31, 2019	
	Shareholding amount (TL)	Shareholding rate (%)	Shareholding amount (TL)	Shareholding rate (%)
VHV Allgemeine Versicherungen A.G.	65.955.272	100	65.955.272	100
<b>Paid in Capital</b>	<b>65.955.272</b>	<b>100</b>	<b>65.955.272</b>	<b>100</b>

As at June 30, 2020, the issued share capital of the Company is TL 65.955.272 (December 31, 2019: TL 65.955.272) and the share capital of the Company consists of 65.955.272 (December 31, 2019: 65.955.272 shares) issued shares with TL 1 nominal value each. There are no privileges over the shares of the Company.

## **15 Equity (continued)**

### **Legal reserves**

The legal reserves consist of first and second legal reserves in accordance with the Turkish Commercial Code. The first legal reserve is appropriated out of the statutory profits at the rate of 5%, until the total reserve reaches a maximum of 20% of the entity's share capital. The second legal reserve is appropriated at the rate of 10% of all distributions in excess of 5% of the entity's share capital. The first and second legal reserves are not available for distribution unless they exceed 50% of the share capital, but may be used to absorb losses in the event that the general reserve is exhausted.

As of June 30, 2020, the Company's legal reserves are TL 2,778,123 (31 December 2019: 2,778.123 TL).

### **Extraordinary reserves**

As of June 30, 2020 and December 31, 2019, the Company has not any extraordinary reserves.

### **Other profit reserves**

Pursuant to the revision of TAS 19; actuarial gains and losses previously recognized in income statement in the calculation of provision for employee termination benefits are accounted under "Other Profit Reserves" under equity in the current period financial statements. As of June 30, 2020, TL 26.397 (December 31, 2019, TL 1.324) has been presented under other profit reserves in the calculation of provision for employment termination benefits.

The movement table of other profit reserves is as follows:

	<b>June 30, 2020</b>	<b>June 30, 2019</b>
<b>Other profit reserves at the beginning of the period</b>	<b>(1.342)</b>	<b>-</b>
Actuarial gains/losses	27.739	(15.828)
<b>Other profit reserves at the end of the period</b>	<b>26.397</b>	<b>(15.828)</b>

## **16 Other reserves and equity component of Discretionary Participation Feature**

As at June 30, 2020 and December 31, 2019, other reserves are explained in detail in Note 15 – *Equity* above.

As at June 30, 2020 and December 31, 2019, the Company does not hold any insurance or investment contracts which contain a DPF.

**17 Insurance contract liabilities and reinsurance assets**

Estimation of the ultimate payment for the outstanding claims is one of the most important accounting assumptions of the Company. Estimation of the insurance contract liabilities contains several ambiguities by nature. The Company makes calculation of the related insurance technical provisions accordance with the Insurance Legislation and reflects them into financial statements as mentioned in Note 2 – *Summary of significant accounting policies*.

As at June 30, 2020 and December 31, 2019, technical reserves of the Company are as follows:

	<b>June 30, 2020</b>	<b>December 31, 2019</b>
Reserve for unearned premiums, gross	59.337.565	35.234.650
Reserve for unearned premiums, ceded ( <i>Note 10</i> )	(52.531.432)	(30.969.016)
<b>Reserves for unearned premiums, net</b>	<b>6.806.133</b>	<b>4.265.634</b>
Provision for outstanding claims, gross	108.531.620	84.516.649
Provision for outstanding claims, ceded ( <i>Note 4.2</i> ), ( <i>Note 10</i> )	(96.265.061)	(74.925.998)
<b>Provision for outstanding claims, net</b>	<b>12.266.559</b>	<b>9.590.651</b>
Reserve for unexpired risks, gross	6.924.199	1.280.464
Reserve for unexpired risks, ceded ( <i>Note 10</i> )	(6.323.334)	(1.152.300)
<b>Reserve for unexpired risks, net</b>	<b>600.865</b>	<b>128.164</b>
<b>Equalization reserve, net</b>	<b>1.409.216</b>	<b>971.793</b>
<b>Total technical provisions, net</b>	<b>21.082.773</b>	<b>14.956.242</b>

**17 Insurance contract liabilities and reinsurance assets (continued)**

As at June 30, 2020 and 2019, movements of the insurance liabilities and related reinsurance assets are presented below

<b>Reserve for unearned premiums</b>	<b>June 30, 2020</b>		
	<b>Gross</b>	<b>Ceded</b>	<b>Net</b>
Reserve for unearned premiums at the beginning of the period	35.234.650	(30.969.016)	4.265.634
Premiums written during the period	80.404.511	(72.355.643)	8.048.868
Premiums earned during the period	(56.301.596)	50.793.227	(5.508.369)
<b>Reserve for unearned premiums at the end of the period</b>	<b>59.337.565</b>	<b>(52.531.432)</b>	<b>6.806.133</b>

<b>Reserve for unearned premiums</b>	<b>June 30, 2019</b>		
	<b>Gross</b>	<b>Ceded</b>	<b>Net</b>
Reserve for unearned premiums at the beginning of the period	25.567.352	(22.432.786)	3.134.566
Premiums written during the period	57.461.876	(49.320.031)	8.141.845
Premiums earned during the period	(39.534.815)	35.717.421	(3.817.394)
<b>Reserve for unearned premiums at the end of the period</b>	<b>43.494.413</b>	<b>(36.035.396)</b>	<b>7.459.017</b>

<b>Provision for outstanding claims</b>	<b>June 30, 2020</b>		
	<b>Gross</b>	<b>Ceded</b>	<b>Net</b>
Provision for outstanding claims at the beginning of the period	84.516.649	(74.925.998)	9.590.651
Claims reported during the period and changes in the estimations of provisions for outstanding claims provided at the beginning of the period	36.530.699	(32.012.445)	4.518.254
Claims paid during the period	(12.515.728)	10.673.382	(1.842.346)
<b>Provision for outstanding claims at the end of the period</b>	<b>108.531.620</b>	<b>(96.265.061)</b>	<b>12.266.559</b>

<b>Provision for outstanding claims</b>	<b>June 30, 2019</b>		
	<b>Gross</b>	<b>Ceded</b>	<b>Net</b>
Provision for outstanding claims at the beginning of the period	46.557.778	(40.951.042)	5.606.736
Claims reported during the period and changes in the estimations of provisions for outstanding claims provided at the beginning of the period	30.612.781	(27.251.702)	3.361.079
Claims paid during the period	(3.386.045)	2.994.271	(391.774)
<b>Provision for outstanding claims at the end of the period</b>	<b>73.784.514</b>	<b>(65.208.473)</b>	<b>8.576.041</b>

**Total amount of guarantee that should be placed by the Company for life and non-life branches and guarantees placed for the life and non-life branches in respect of related assets**

The Company, since being a reinsurance company, has not any obligation of providing guarantees.

**Total amount of insurance risk on a branch basis**

The Company's total amount of insurance risk on a branch basis is mentioned in *Note 4.1 – Management of insurance risk*.

**Company's number of life insurance policies, additions, disposals during the year and the related mathematical reserves**

None.

**17 Insurance contract liabilities and reinsurance assets (continued)**

**Distribution of new life insurance policyholders in terms of numbers and gross and net premiums as individual or group during the period**

None.

**Distribution of mathematical reserves for life insurance policyholders who left the Company's portfolio as individual or group during the period**

None.

**Pension investment funds established by the Company and their unit prices**

None.

**Number and amount of participation certificates in portfolio and circulation**

None.

**Portfolio amounts in terms of number of new participants, left or cancelled participants, and existing participants for individuals and groups**

None.

**Valuation methods used in profit share calculation for saving life contracts with profit sharing**

None.

**Distribution of new participants in terms of their numbers and gross and net contributions for individuals and groups**

None.

**Distribution of new participants in terms of their numbers and gross and net contributions for individuals and groups which were transferred from other insurance companies during the year**

None.

**Distribution of individual and group participants and their gross and net contributions which were transferred from life insurance portfolio to private pension portfolio during the year**

None.

**Distribution of individual and group participants which were cancelled or transferred to other insurance companies in terms of their numbers and gross and net contributions**

None.

**Profit share distribution rate of life insurances**

None.

**17 Insurance contract liabilities and reinsurance assets (continued)**

**Deferred commission expenses**

The Company capitalizes commissions paid to the intermediaries related to policy production under short-term and long-term prepaid expenses. As at June 30, 2020, short-term deferred expenses amounting to TL 10.662.546 (June 30, 2019: TL 6.041.336) totally consist of deferred commission expenses.

For the periods ended June 30, 2020 and 2019, the movement of deferred commission expenses is presented below:

	<b>June 30, 2020</b>	<b>June 30, 2019</b>
Deferred commission expenses at the beginning of the period	6.041.336	4.335.210
Commissions accrued during the period (Note 32)	15.133.280	9.909.894
Commissions expensed during the period (Note 32)	(10.512.070)	(7.051.201)
<b>Deferred commission expenses at the end of the period</b>	<b>10.662.546</b>	<b>7.193.903</b>

**18 Investment contract liabilities**

None.

**19 Trade and other payables and deferred income**

	<b>June 30, 2020</b>	<b>December 31, 2019</b>
Financial liabilities	2.149.693	1.207.893
Payables arising from reinsurance operations	133.122.364	95.301.048
Other miscellaneous payables and other liabilities	1.189.935	2.333.397
Short/long term deferred income and expense accruals	15.807.133	9.244.723
Taxes and other liabilities and similar obligations	1.038.711	252.405
<b>Total</b>	<b>153.307.836</b>	<b>108.339.466</b>
Short-term liabilities	152.771.913	108.115.675
Long-term liabilities	535.923	223.791
<b>Total</b>	<b>153.307.836</b>	<b>108.339.466</b>

As at June 30, 2020 and December 31, 2019, other payables mainly consist of outsourced benefits and services.

Short/long term deferred income and expense accruals include deferred commission income (Note 10) amounting to TL 15.807.133 (December 31, 2019: TL 9.208.143).

Corporate tax liabilities and prepaid taxes are disclosed below:

	<b>June 30, 2020</b>	<b>December 31, 2019</b>
Taxes paid during the year	(2.814.863)	(5.266.684)
Corporate tax liabilities	3.452.353	1.795.210
<b>Corporate tax liability/(Prepaid tax), net</b>	<b>637.490</b>	<b>(3.471.474)</b>

**Total amount of investment incentives which will be benefited in current and forthcoming periods**

None.

## 20 Financial liabilities

As of June 30, 2020, the Company's financial liabilities consist of credit card liabilities amounting to TL 19.576 (December 31, 2019: TL 36.977) and financial liabilities arising from leasing agreements amounting to TL 2.130.117. (December 31, 2019: TL 1.170.916)

As of June 30, 2020, the Company's discounted repayment plans for operating leases are as follows (December 31, 2019: TL 1.170.916)

	30 Haziran 2020	31 Aralık 2019
Up to 1 Year	1.594.194	947.125
1-2 Years	535.923	223.791
<b>Toplam</b>	<b>2.130.117</b>	<b>1.170.916</b>

## 21 Deferred tax

As at June 30, 2020 and December 31, 2019, deferred tax assets and liabilities are attributable to the following:

	June 30, 2020	December 31, 2019
	Ertelemiş vergi varlığı / (yükümlülüğü)	Ertelemiş vergi varlığı / (yükümlülüğü)
Equalization reserve	194.359	101.227
Unexpired risk reserve	132.190	28.196
Provision for employee termination benefits	27.225	18.265
Provision for unused vacation pay liability	57.310	36.019
TAS adjustment differences in depreciation	-	270.021
Provision for personnel bonus	144.549	138.155
<b>Deferred tax assets/liabilities, net</b>	<b>555.633</b>	<b>591.883</b>

As at June 30, 2020, the Company has not any deductible tax losses (December 31, 2019: None).

Movement of deferred tax assets as at June 30, 2020 and 2019 are given below:

	June 30, 2020	June 30, 2019
Opening balance	591.883	550.587
Recognised in profit or loss	(29.314)	(53.380)
recognised in equity	(6.936)	(3.957)
<b>Closing balance</b>	<b>555.633</b>	<b>493.250</b>

## 22 Retirement benefit obligations

None (December 31, 2019: None).

## 23 Provision for other liabilities and charges

As at June 30, 2020 and December 31, 2019; the provisions for other risks are disclosed as follows:

	June 30, 2020	December 31, 2019
Provision for unused vacation pay liability	286.550	180.095
Provision for employee termination benefits	136.122	91.328
Provision for personnel bonus	-	1.227.366
<b>Total provision for other risks</b>	<b>422.672</b>	<b>1.498.789</b>

Movement of provision for severance pay during the period is presented below:

	June 30, 2020	June 30, 2019
Provision at the beginning of the period	91.328	68.968
Interest cost (Note 47)	9.133	5.130
Service cost (Note 47)	80.991	15.555
Payments during the period (Note 47)	(10.656)	-
Actuarial difference (Note 47)	(34.674)	(19.785)
<b>Provision at the end of the period</b>	<b>136.122</b>	<b>69.868</b>

## 24 Net insurance premium

Net insurance premium revenue for non-life branches is presented in detailed in the accompanying statement of income.

## 25 Fee revenue

None.

## 26 Investment income

Presented in “Note 4.2 – Financial Risk Management” above.

## 27 Net income accrual on financial assets

Presented in “Note 4.2 – Financial Risk Management” above.

## 28 Asset held at fair value through profit or loss

Presented in “Note 4.2 – Financial Risk Management” above.

## 29 Insurance rights and claims

	January 1 - June 30, 2020	April 1 - June 30, 2020	January 1 - June 30, 2019	April 1 - June 30, 2019
Claims paid, net off reinsurers' share	1.842.346	386.713	391.774	159.493
Changes in reserve for unearned premium, net off reinsurers' share	2.540.499	528.793	4.324.451	2.906.708
Changes in provision for outstanding claims, net off reinsurers' share	2.675.908	1.785.844	2.969.305	2.156.306
Change in equalization reserve, net off reinsurers' share	437.423	153.783	262.031	262.031
Changes in reserve for unexpired risks, net off reinsurers' share	472.701	(22.240)	630.388	33.729
<b>Total</b>	<b>7.968.877</b>	<b>2.832.893</b>	<b>8.577.949</b>	<b>5.518.267</b>



### 30 Investment contract benefits

None.

### 31 Other expenses

The allocation of the expenses with respect to their nature or function is presented in Note 32 – *Expenses by nature* below.

### 32 Operating expenses

For the periods ended June 30, 2020 and 2019, the operating expenses are disclosed as follows:

	January 1 - June 30, 2020	April 1 – June 30, 2020	January 1 June 30, 2019	April 1 - June 30, 2019
Commission expenses (Note 17)	10.512.070	5.441.499	7.051.201	3.780.537
<i>Commissions to the intermediaries accrued during the period (Note 17)</i>	<i>15.133.280</i>	<i>6.159.745</i>	<i>9.909.894</i>	<i>3.690.666</i>
<i>Changes in deferred commission expenses (Note 17)</i>	<i>(4.621.210)</i>	<i>(718.246)</i>	<i>(2.858.693)</i>	<i>89.871</i>
Employee benefit expenses (Note 33)	3.650.674	980.914	3.454.448	1.655.046
Administration expenses	2.486.855	1.255.250	3.515.872	2.299.934
Commission income from reinsurers (Note 10)	-	-	19.984	15.000
<i>Commission income from reinsurers accrued during the period (Note 10)</i>	<i>(15.254.847)</i>	<i>(7.841.042)</i>	<i>(11.945.101)</i>	<i>(6.359.600)</i>
<i>Change in deferred commission income (Note 10)</i>	<i>(21.723.194)</i>	<i>(8.816.978)</i>	<i>(15.391.155)</i>	<i>(5.647.724)</i>
Outsourced benefits and services	6.468.347	975.936	3.446.054	(711.876)
Other	12.983	1.463	27.340	17.623
<b>Total</b>	<b>1.407.735</b>	<b>(161.916)</b>	<b>2.123.744</b>	<b>1.408.540</b>

### 33 Employee benefit expenses

For the periods ended June 30, 2020 and 2019, employee benefit expenses are disclosed as follows:

	January 1 - June 30, 2020	April 1 - June 30, 2020	January 1 - June 30, 2019	April 1 - June 30, 2019
Wages and salaries	2.812.658	564.276	2.870.142	1.347.119
Employer's share in social security premiums	481.267	245.649	335.552	139.605
Pension fund benefits	356.749	170.989	248.754	168.322
<b>Total (Note 32)</b>	<b>3.650.674</b>	<b>980.914</b>	<b>3.454.448</b>	<b>1.655.046</b>

### 34 Financial costs

Finance costs of the period are presented in “Note 4.2 – Financial Risk Management” above. There are not any finance costs classified in production costs or capitalized on tangible assets. All financial costs are directly recognised as expense in the statement of income.

### 35 Income Taxes

Income tax expense in the accompanying financial statements is as follows:

<b>Karşılık giderleri</b>	<b>January 1 - June 30, 2020</b>	<b>April 1 - June 30, 2020</b>	<b>January 1 - June 30, 2019</b>	<b>April 1 - June 30, 2019</b>
<b>Corporate tax expense:</b>				
Corporate tax provision	(3.452.353)	(1.265.857)	(1.917.041)	(207.788)
<b>Deferred taxes:</b>				
Arising from origination (+)/ reversal (-) of taxable temporary differences	(29.314)	(89.699)	(53.380)	24.052
<b>Total income tax expense / (income)</b>	<b>(3.481.667)</b>	<b>(1.355.556)</b>	<b>(1.970.421)</b>	<b>(183.736)</b>

A reconciliation of tax expense applicable to profit from operating activities before income tax at the statutory income tax rate to income tax expense at the Company's effective income tax rate for the report period ended June 30, 2020 and 2019 is as follows:

	<b>June 30, 2020</b>		<b>June 30, 2019</b>	
<b>Profit / (loss) before taxes</b>	<b>14.403.303</b>	<b>Tax Rate(%)</b>	<b>7.605.487</b>	<b>Tax Rate(%)</b>
Income tax provision at statutory tax rate	(3.175.176)	(22,00)	(1.673.207)	(22,00)
Non-deductible expenses	(26.287)	(0,10)	(21.530)	(0,10)
Others	(280.204)	(0,20)	(275.684)	(0,20)
<b>Total tax expense recognized in profit or loss</b>	<b>(3.481.667)</b>	<b>(22,30)</b>	<b>(1.970.421)</b>	<b>(22,30)</b>

### 36 Net foreign exchange gains

Net foreign exchange gains are presented in Note 4.2 – *Financial Risk Management* above.

### 37 Earnings per share

Earnings per share Calculated by dividing net profit / (loss) for the period by the weighted average number of shares.

	<b>June 30, 2020</b>	<b>June 30, 2019</b>
Profit / (loss) as of the accounting period	10.950.950	6.110.917
Weight average number of stocks	65.955.272	65.955.272
Earnings / (loss) per share (TL)	0,1660	0,0927

### 38 Dividend per share

None.

### 39 Cash generated from operations

The cash flows from operating activities are presented in the accompanying statement of cash flows.

### 40 Convertible bonds

None.

### 41 Redeemable preference shares

None.

### 42 Risks

None.

#### **43 Commitments**

In the normal course of its operations, the Company provides guarantee to ceding companies in the non-life branch as a reinsurance company and transfers insurance risks through treaties, facultative reinsurance contracts and coinsurance agreements to reinsurance and coinsurance companies.

The future aggregate minimum lease payments under operating leases for properties rented for use are as follows:

<b>TL commitments</b>	<b>June 30, 2020</b>	<b>December 31, 2019</b>
Within one year	1.594.194	947.125
More than one year less than five years	535.923	223.791
<b>Total of minimum rent payments</b>	<b>2.130.117</b>	<b>1.170.916</b>

#### **44 Business combinations**

None.

#### **45 Related party transactions**

The main shareholder of VHV Reasürans A.Ş. (“The Company”) is VHV Allgemeine Versicherungen AG (“VHV Group”), which holds 100% of the issued capital of the Company. And the groups to which they are affiliated and the associates and subsidiaries of these groups are defined as related parties for these financial statements.

As at June 30, 2020 and December 31, 2019, the related parties and their related transactions are as follows:

	<b>June 30, 2020</b>	<b>December 31, 2019</b>
VHV Allgemeine Versicherung A.G	58.133.120	43.177.061
<b>Receivables from main operations</b>	<b>58.133.120</b>	<b>43.177.061</b>
VHV Allgemeine Versicherung A.G	95.728.669	74.627.326
<b>Payables from main operations</b>	<b>95.728.669</b>	<b>74.627.326</b>
VHV Allgemeine Versicherung A.G	113.471	233.356
<b>Income accruals</b>	<b>113.471</b>	<b>233.356</b>
VHV Allgemeine Versicherung A.G	60.132.166	69.508.722
<b>Premiums written, ceded</b>	<b>60.132.166</b>	<b>69.508.722</b>

#### **46 Subsequent events**

None.

#### **47 Other**

**Items and amounts classified under the “other” account in financial statements either exceeding 20% of the total amount of the group to which they relate or 5% of the total assets in the balance sheet**

They are presented in the related notes above.

**Payables to employees and receivables from employees presented under accounts, “other receivables” and “other short or long term payables”, and which have balance more than 1% of the total assets**

None.

**Subrogation recorded in “Off-Balance Sheet Accounts**

None.

**47 Other (continued)**

**Real rights on immovable and their values**

None.

**Explanatory note for the amounts and nature of previous years' income and losses**

None.

**As at and for the accounting period ended June 30, 2020 and 2019, details of provision expenses are as follows:**

<b>Provision expense</b>	<b>January 1 - June 30, 2020</b>	<b>April 1 - June 30, 2020</b>	<b>January 1 - June 30, 2019</b>	<b>April 1 - June 30, 2019</b>
Provision for non-current provision Income / expense	-	(982.854)	878.000	205.976
Provision for unused vacation pay liability (Note 23)	(106.455)	(67.050)	(67.672)	(67.672)
Change in provision for employee termination (Note 23)	(90.124)	(69.441)	(20.685)	(20.685)
Other	10.656	10.656	24.123	24.123
<b>Provision account</b>	<b>(185.923)</b>	<b>(1.108.689)</b>	<b>813.766</b>	<b>141.742</b>